

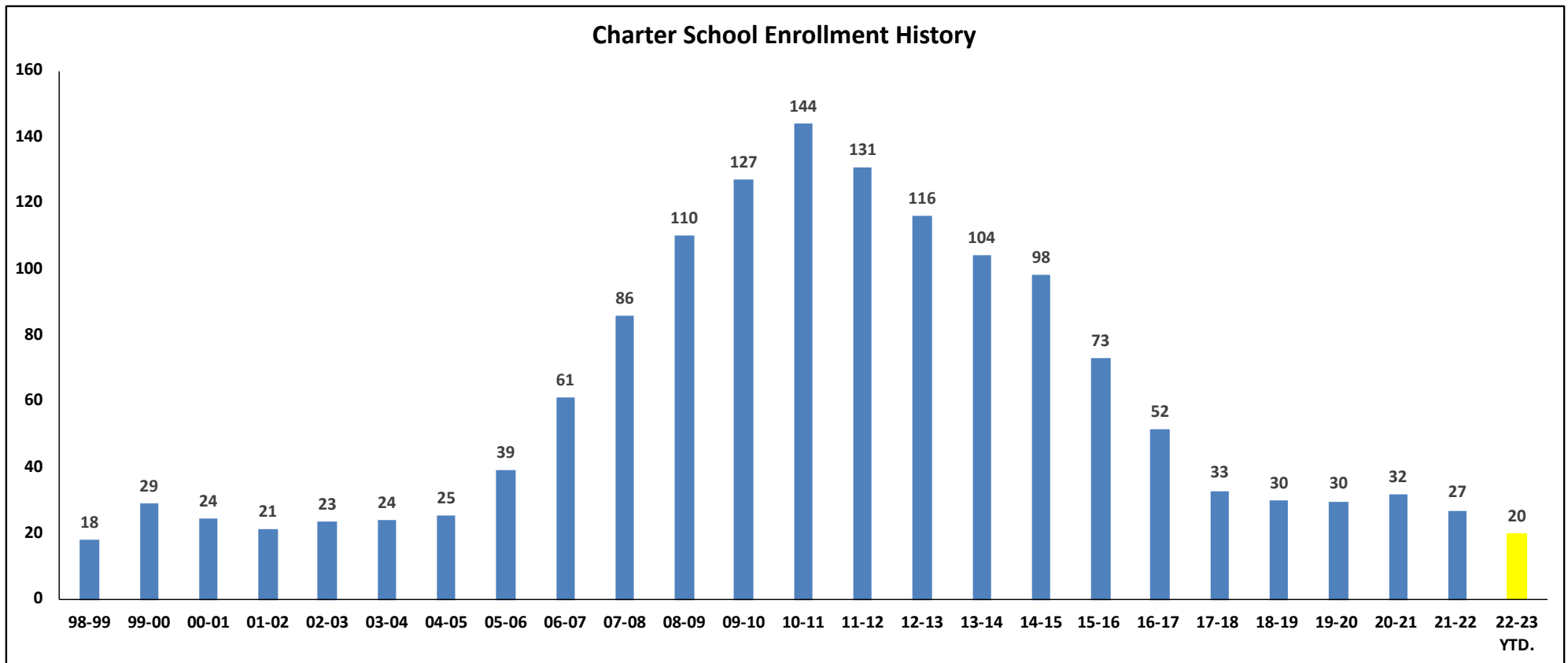
School Choice, Charter School Enrollment and Homeschool Students

Patrick C. Collins
12 April, 2023

Topics

- Enrollment and finances related to:
 - Charter Schools
 - School Choice
 - Virtual Schools
 - Homeschool Students
- School Choice Hearing for 2023-2024 school year
- School Choice Vote for 2023-2024 school year

Charter School Enrollment History: Shrewsbury Resident School-Age Children



Charter School Enrollment by School 2022-2023 [as of Dec. 2022]

- Enrollment of the 20 students by school:
 - Advanced Math & Science Academy [Marlboro]
 - 16 students
 - Abby Kelley Foster Charter School [Worcester]
 - 3 students
 - Learning First School [Worcester]
 - 1 student

FY23 Charter School Students: Grade Levels

FDK	Grade 1	Grade 2	Grade 3	Grade 4	Grade 5	Grade 6	Grade 7	Grade 8	Grade 9	Grade 10	Grade 11	Grade 12	Total
		1			2	1	1	8	2	3	1	1	20
						K-4	1	5%					
						5-6	3	15%					
						7-8	9	45%					
						9-12	7	35%					
							20						


Current FY23 Charter School Tuition & Reimbursements

Massachusetts Department of Elementary and Secondary Education
Office of District and School Finance

Preliminary FY23 Charter School Tuition Payments and Reimbursements for Sending Districts (Q3)

LEA	DISTRICT	FTE	DISTRICT PAYMENT				STATE REIMB TO DISTRICT			NET DISTRICT COST	STATE REIMBURSEMENT SUMMARY						STATE REIMB AT FULL FUNDING
			LOCAL FOUNDATION TUITION	LOCAL TRANSPORTATION TUITION	LOCAL FACILITIES TUITION	LOCAL PAYMENT	FACILITIES REIMB	100/60/40 TRANS-ITATION REIMB	TOTAL CHARTER REIMB		FACILITIES REIMB	FTE FOR PRIVATE/SIBLING/HOME-SCHOOLED	STATE REIMB FOR PRIVATE/SIBLING/HOME-SCHOOLED	FACILITIES FOR PRIVATE/HOME-SCHOOL/SIBLING	100/60/40 TRANS-ITATION REIMB	TOTAL STATE REIMB	
271	SHREWSBURY	20.0	296,952	0	21,758	318,710	21,758	(40)	21,718	296,992	21,758	0.0	0	0	(40)	21,718	21,718
999	STATE TOTALS	45,868.5	820,269,077	4,640,529	49,614,902	874,524,508	49,614,902	136,537,242	186,152,144	688,372,364	49,828,878	196.6	4,071,344	213,976	136,537,242	190,223,488	190,223,488
																	100.0%

► Annual average cost per pupil is \$15,936 per student for FY23.



In FY23 the state did fully fund Charter School Reimbursement account per their reimbursement model.

Tuition, Aid, & Net Cost History

- ▶ The fundamental objection to the funding scheme is that when a student attends a charter school, the average cost in dollars is diverted to that school. Yet the marginal cost for us to educate is close to \$0 because most of the costs to educate are fixed costs.
- ▶ Returning all the charter students would decrease costs to the town by \$408K in FY23 as students would be “absorbed” into the district across all grade levels.

Massachusetts Department of Elementary and Secondary Education

OFFICE OF DISTRICT AND SCHOOL FINANCE

Historical Sending District Charter School FTE, Tuition, and Reimbursements, FY96 to present*

Select your district using the drop down menu:

271 SHREWSBUR	FY15	FY16	FY17	FY18	FY19	FY20	FY21	FY22
FTE	98.19	73.17	52.00	33.77	30.24	29.81	31.84	27.05
Tuition	1,221,904	923,221	693,667	447,475	421,564	460,898	457,622	408,666
Facilities Aid	85,270	63,281	45,963	29,507	25,957	27,950	29,061	25,372
Transition & Other Aid	81,365	-71	0	0	0	30,999	6,722	4,961
Total Aid	166,635	63,210	45,963	29,507	25,957	58,949	35,783	30,333
Net Cost to District	1,055,269	860,011	647,704	417,968	395,607	401,949	421,839	378,333

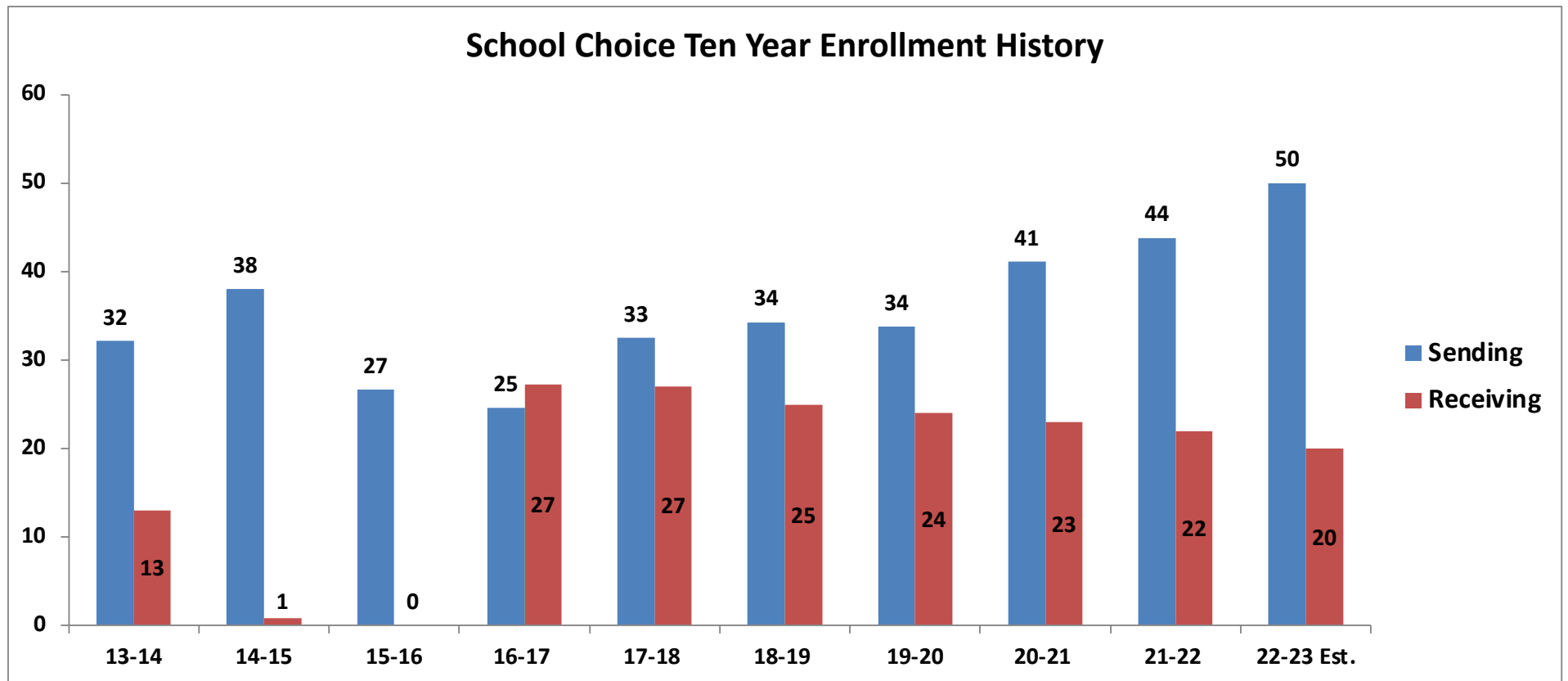
2023-2024 Pre-Enrollment

- Projected Enrollment of 21 students by school:
 - Advanced Math & Science Academy [Marlboro]
 - 16 students
 - Abby Kelley Foster Charter School [Worcester]
 - 4 students
 - Worcester Cultural Academy Charter School [Worcester]
 - 1 student

School Choice History

- The last time the School Committee voted to accept School Choice students was in 2016.
- It was limited to a total 30 students spread across four grade levels.
- The primary reason was financial due to a lack of resources to maintain programs and staff.

School Choice History: Enrollment



2022-2023 School Choice: Sending Students by Grade Level

On the following slides is a headcount of all the students attending a School Choice placement in another district.

The decision to attend another School Choice receiving district is sometimes related to parental employment situations, size of school, or other issues not related to comparative quality of S.P.S. versus other school districts.

FY23 School Choice Sending Students: Grade Levels

FDK	Grade 1	Grade 2	Grade 3	Grade 4	Grade 5	Grade 6	Grade 7	Grade 8	Grade 9	Grade 10	Grade 11	Grade 12	Total
		2	1		1	5	3	6	9	3	6	14	50
						K-4	3	6%					
						5-6	6	12%					
						7-8	9	18%					
						9-12	32	64%					
							50						

Note: Since we began offering tuition-free, full day kindergarten, there have been no kindergarten students in School Choice Program.

School Choice 10-year History: FTE & Tuition [Sending & Receiving]

FY	Receiving FTEPupils	Tuition		Sending FTEPupils	Tuition
2013	13	\$ 69,167		28.61	\$ 144,191
2014	13	\$ 68,725		32.14	\$ 185,881
2015	0.81	\$ 4,989		38.01	\$ 220,220
2016	0	\$ -		26.69	\$ 162,855
2017	27.27	\$ 139,913		24.61	\$ 139,287
2018	27	\$ 145,604		32.5	\$ 230,088
2019	25	\$ 141,547		34.27	\$ 243,040
2020	24	\$ 131,092		33.84	\$ 247,941
2021	23	\$ 119,226		41.14	\$ 295,750
2022	20	\$ 105,229		43.84	\$ 330,983

- Tuition is \$5,000 per student per year and pro-rated by month if not enrolled for full-year.
- A cost “increment” is applied for special education students depending upon services provided.

Virtual School Enrollment

- A subset of School Choice Program
 - Currently have 28 students enrolled at the The Education Cooperative Connections Academy [TECCA]
 - Currently have 1 student enrolled at the Greater Commonwealth Virtual School
- Virtual school enrollment is 58% of all Shrewsbury School Choice students
- Tuition for Virtual Schools is \$9,259 per student.

Students in School Choice: Attending a State Virtual School

	School Year					
	<i>17-18</i>	<i>18-19</i>	<i>19-20</i>	<i>20-21</i>	<i>21-22</i>	<i>22-23 YTD</i>
Enrollment	17	14	16	22	24	29

School Choice Receiving 2022-2023

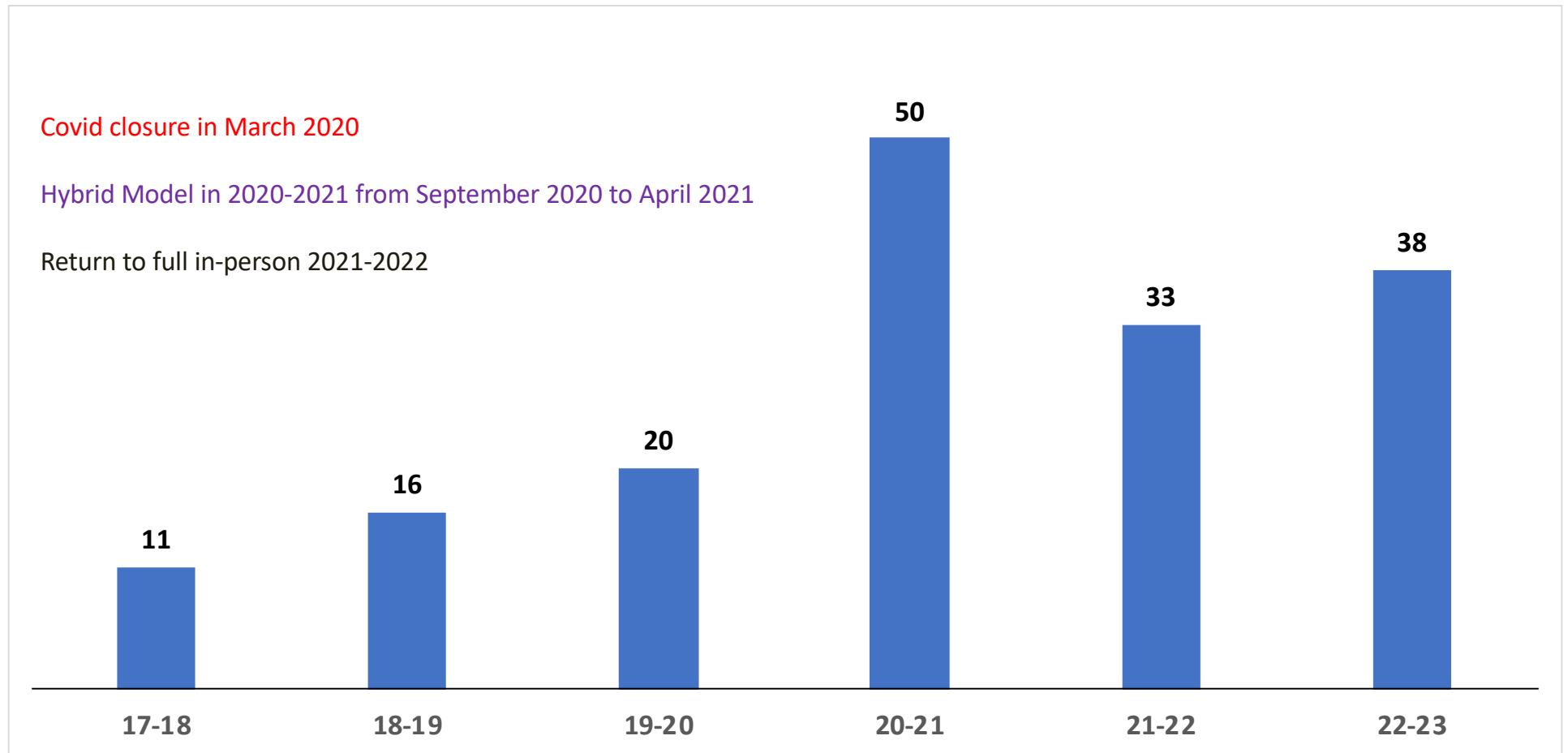
- Worcester= 15
- Wachusett= 1
- Boylston= 2
- Millbury= 1
- Westboro= 1

- Total= 20

	<i>Grade 8</i>	<i>Grade 9</i>	<i>Grade 10</i>	<i>Grade 11</i>	<i>Grade 12</i>		<i>Total</i>
Enrollment	5	0	4	2	9		20

Expected School Choice revenue for FY23 is \$105,229. It's \$5,000 per student plus \$5,229 additional funding for two students with Individual Education Plans.

Homeschool Students



Summary Notes

- Charter School enrollment has **declined** which is a significant net benefit to Town of Shrewsbury/School Dept. finances.
 - State is currently fulfilling its reimbursement commitment per their reimbursement model.
- School Choice sending enrollment **increased** for '22-23.
 - Virtual School enrollment has increased since Covid-19.

Summary Notes

- School committee, by law, must vote each year to accept or not accept School Choice students into S.P.S.
 - The recommendation for 2023-2024 is to NOT open any new seats for School Choice students due to space limitations at upper grade levels.
 - Once students are enrolled at any grade they have a right to stay through Grade 12.

Final Note

- The general public policy of creating student choices in public education is one that has *“creating a competitive environment”* at its core.
- To this end, the community’s continued investment in our district is necessary to maintain the high-quality educational and co-curricular programs at all levels.
- This will lead to student retention and forestall the outflow of tuition dollars to other districts.

School Choice Hearing & Vote

- The School Committee is required to hold an annual School Choice Hearing [scheduled for tonight] and vote on whether or not they wish to accept any School Choice students from other communities for the upcoming school year, 2023-2024.