



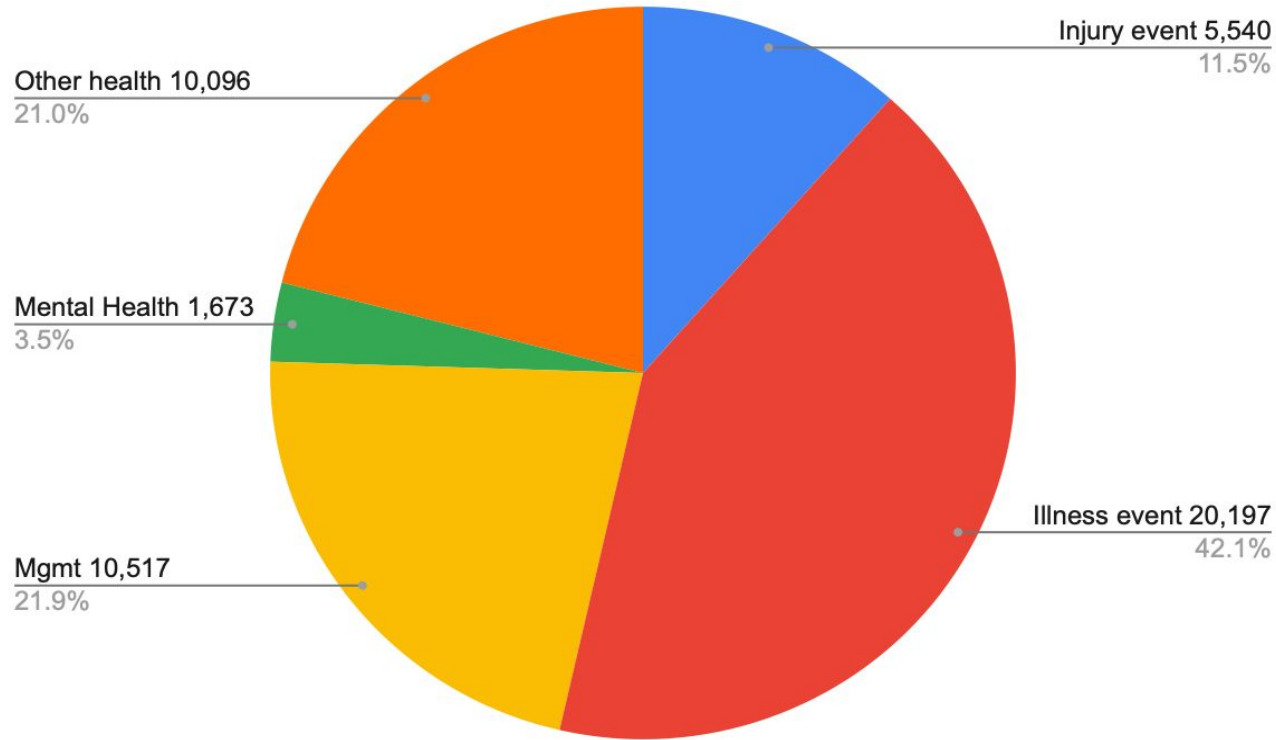
Department of
School Nursing
Report to School
Committee

March 29, 2023



CDC School Health Services Model

Visits to the Health Office (current year to date)



Total unscheduled in-person visits = 36, 742

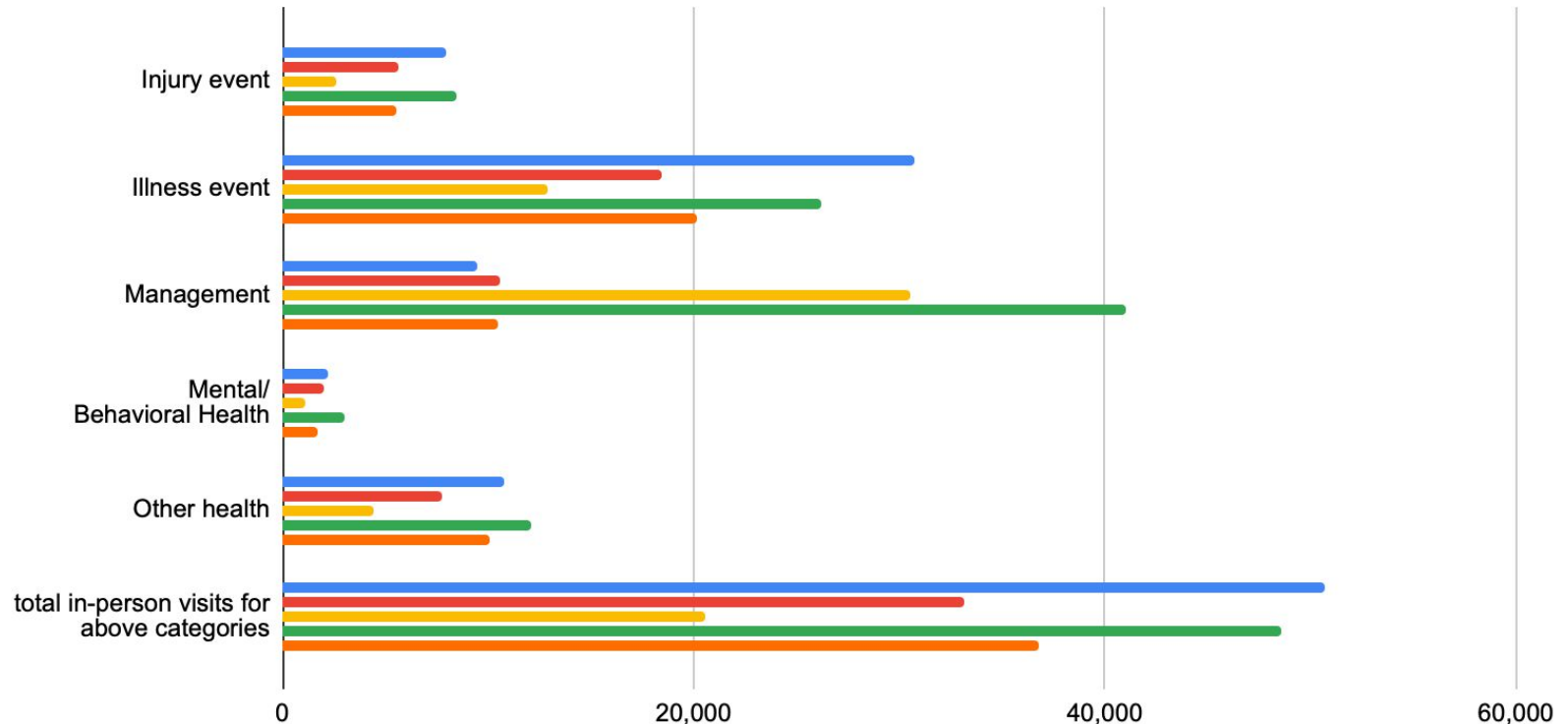
Total scheduled medications/treatments = 12,970

Grand total in-person visits = 49,712


Visits to the Health Office (historical)

Visit types 2018-19 to present

■ 2018-19 ■ 2019-20(full remote began 3/13/20) ■ 2020-21(hybrid Aug - May) ■ 2021-22 ■ 2022-23 (YTD as of 3/20/23)

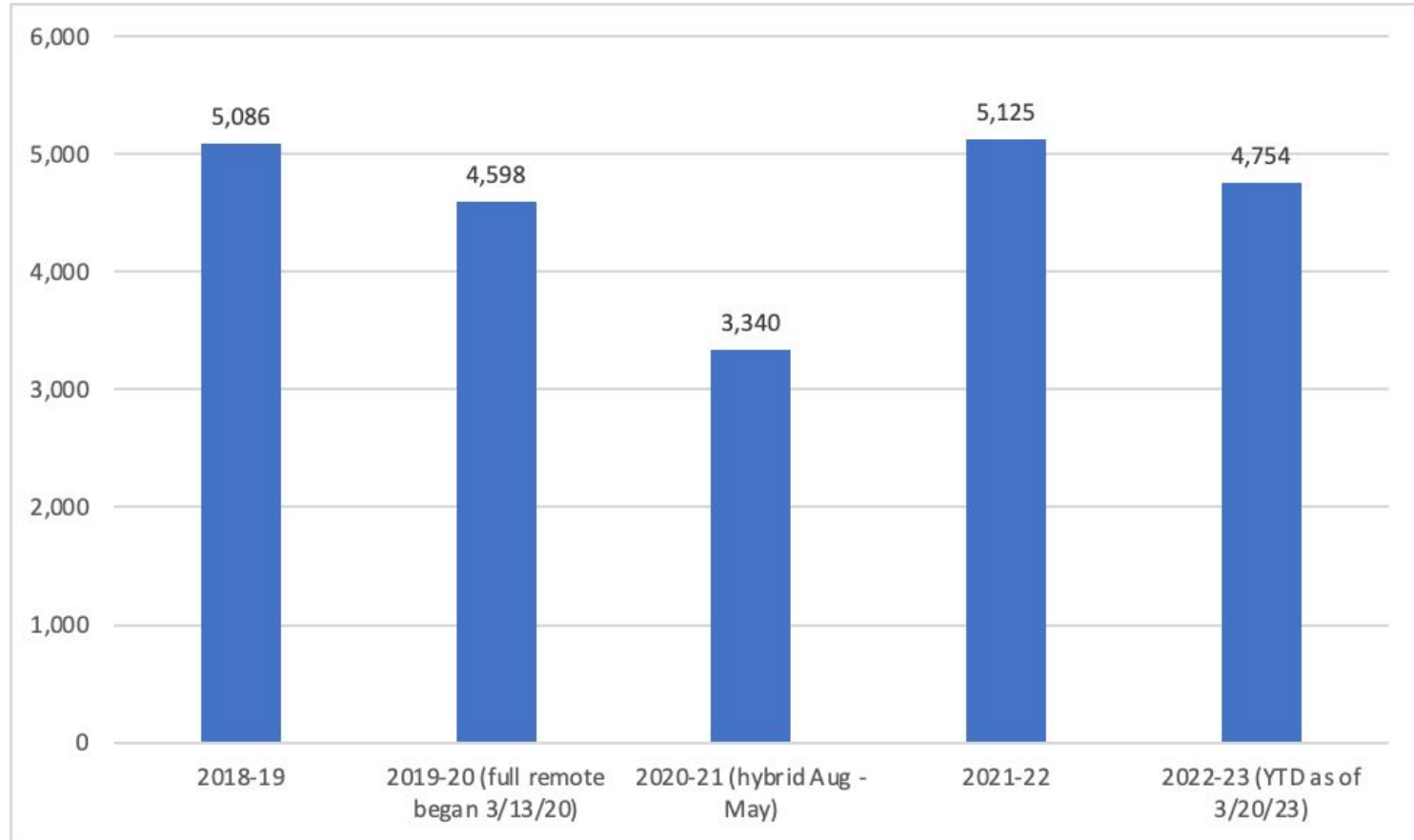


Grand total in-person visits (historical)



2018-19	78,127
2019-20 (full remote began 3/13/20)	48,274
2020-20 (hybrid model August - May)	27,694
2021-22	65,146
2022-23 (YTD as of 3/20/23)	49,712 (...66,116)


Number of students who visit the nurse



Return to class rate

95%

Average return to class rate
over the past 5 years



School Nurse:Student Recommended Ratios

(Massachusetts Department of Public Health)

- 1.0 full time equivalent (FTE) professional school nurse (RN) in each building with 250 to 500 students.
- In buildings with more than 500 students, an additional 0.1 FTE is recommended for each additional 50 students.
- For buildings with fewer than 250 students, the recommended ratio is 0.1 FTE: 25 students.

SPS School Nurse: Student Ratios

Building	# School Nurse FTE	Grant funded portion of current FTE	# Students	Nurse:student ratio	Recommended FTE
Shrewsbury High School	3.0	0.3	1,823	1:607	3.6
Oak Middle School	1.8	0.4	944	1:524	1.9
Sherwood Middle School	1.8	0.4	948	1:526	1.9
Beal School	1.5	0	609	1:406	1.2
Coolidge School	1.0	0	247	1:247	1.0
Floral St School	1.5	0	519	1:346	1.0
Paton School	1.0	0	291	1:291	1.0
Spring St School	1.0	0	308	1:308	1.0
Parker Rd Preschool	1.0	0	203	1:203	0.8
District Float Nurse	1.0	0	n/a	n/a	n/a
Director of School Nursing	1.0	0	n/a	n/a	n/a



Questions?