



**School Committee  
Meeting Book**

**March 13, 2019  
7:00 pm**

**Town Hall -100 Maple Avenue  
Selectmen's Meeting Room**



**SHREWSBURY PUBLIC SCHOOLS  
SCHOOL COMMITTEE MEETING**

**AGENDA**

**March 13, 2019 7:00pm  
Town Hall—Selectmen's Meeting Room  
100 Maple Avenue**

**Items**

**Suggested time allotments**

- |       |                                                                                                                                       |                                                                                          |
|-------|---------------------------------------------------------------------------------------------------------------------------------------|------------------------------------------------------------------------------------------|
| I.    | Public Participation                                                                                                                  | <div style="border: 1px solid black; padding: 10px; text-align: center;">7:00-7:10</div> |
| II.   | Chairperson's Report & Members' Reports                                                                                               |                                                                                          |
| III.  | Superintendent's Report                                                                                                               |                                                                                          |
| IV.   | Time Scheduled Appointments:                                                                                                          |                                                                                          |
|       | A. Fiscal Year 2020 Curriculum & Technology Budgets: Report                                                                           | 7:10 – 7:30                                                                              |
|       | B. School Department Funding Sources: Report                                                                                          | 7:30 – 7:45                                                                              |
|       | C. Fiscal Year 2020 Budget: Public Hearing                                                                                            | 7:45 – 8:00                                                                              |
| V.    | Curriculum                                                                                                                            |                                                                                          |
| VI.   | Policy                                                                                                                                |                                                                                          |
| VII.  | Finance & Operations                                                                                                                  |                                                                                          |
|       | A. Fiscal Year 2020 Tuitions & Fees: Report                                                                                           | 8:00 – 8:15                                                                              |
| VIII. | Old Business                                                                                                                          |                                                                                          |
|       | A. Extended School Care Tuition & Financial Aid Model: Vote                                                                           | 8:15 – 8:20                                                                              |
|       | B. Memorandum of Understanding with Shrewsbury Federal Credit Union<br>for Partnership to Fund the Colonial Connections Program: Vote | 8:20 – 8:45                                                                              |
| IX.   | New Business                                                                                                                          |                                                                                          |
| X.    | Approval of Minutes                                                                                                                   | 8:45 – 8:50                                                                              |
| XI.   | Executive Session                                                                                                                     | 8:50 – 9:15                                                                              |
|       | A. For the purpose of collective bargaining with cafeteria workers                                                                    |                                                                                          |
|       | B. For the purpose of collective bargaining with the Shrewsbury Education<br>Association                                              |                                                                                          |
|       | C. For the purpose of reviewing, approving, and/or releasing executive<br>session minutes                                             |                                                                                          |
| XII.  | Adjournment                                                                                                                           | 9:15                                                                                     |

**Next regular meeting: March 27, 2019**



## **SHREWSBURY PUBLIC SCHOOLS SCHOOL COMMITTEE MEETING**

### **ITEM NO: I      Public Participation**

MEETING DATE: 3/13/19

#### **SPECIFIC STATEMENT OR QUESTION:**

Will the School Committee hear thoughts and ideas from the public regarding the operations and the programs of the school system?

#### **BACKGROUND INFORMATION:**

Copies of the policy and procedure for Public Participation are available to the public at each School Committee meeting.

### **ITEM NO: II. Chairperson's Report/Members' Reports**

#### **SPECIFIC STATEMENT OR QUESTION:**

Will the School Committee hear a report from the Chairperson of the School Committee and other members of the School Committee who may wish to comment on school affairs?

#### **BACKGROUND INFORMATION:**

This agenda item provides an opportunity for the Chairperson and members of the Shrewsbury School Committee to comment on school affairs that are of interest to the community.

#### **STAFF AVAILABLE FOR PRESENTATION:**

School Committee Members  
Mr. Jason Palitsch, Chairperson  
Ms. Erin Canzano, Vice Chairperson  
Ms. Sandra Fryc, Secretary  
Dr. B. Dale Magee, Committee Member  
Mr. Jon Wensky, Committee Member

### **ITEM NO: III. Superintendent's Report**

#### **SPECIFIC STATEMENT OR QUESTION:**

Will the School Committee hear a report from Dr. Joseph M. Sawyer, Superintendent of Schools?

#### **BACKGROUND INFORMATION:**

This agenda item allows the Superintendent of the Shrewsbury Public Schools to comment informally on the programs and activities of the school system.

#### **STAFF AVAILABLE FOR PRESENTATION:**

Dr. Joseph M. Sawyer, Superintendent of Schools

#### **ACTION RECOMMENDED FOR ITEMS I, II, & III:**

That the School Committee accept the report and take such action as it deems in the best interest of the school system.



**SHREWSBURY PUBLIC SCHOOLS  
SCHOOL COMMITTEE MEETING**

ITEM NO: **IV. Time Scheduled Appointments:** MEETING DATE: **3/13/19**  
**A. Fiscal Year 2020 Curriculum & Technology Budgets: Report**

**BACKGROUND INFORMATION:**

The enclosed report provides an overview of Curriculum and Technology budgets for FY 2020. The report separates out curriculum/instruction and technology expenditures, but notes that the two departments work in tandem to deliver a high quality instructional experience to Shrewsbury's students.

**ACTION RECOMMENDED:**

That the School Committee hear the report and take whatever steps it deems necessary in the interests of the Shrewsbury Public Schools.

**STAFF AVAILABLE FOR PRESENTATION:**

Ms. Amy B. Clouter, Assistant Superintendent for Curriculum, Instruction, & Assessment  
Mr. Brian L'Heureux, Director of Information Technology  
Ms. Shawna Powers, Director of Instructional Technology & Media Services



# SHREWSBURY PUBLIC SCHOOLS

100 Maple Avenue, Shrewsbury, MA 01545

Phone: 508-841-8403 Fax: 508-841-8661



## Curriculum and Technology FY20 Budget Details and Recommendations

*A report prepared for School Committee by*

Amy Clouter      Assistant Superintendent for Curriculum, Instruction & Assessment  
Brian L'Heureux      Director of Information Technology  
Shawna Powers      Director of Instructional Technology and Media Services PreK-12

March 13, 2019

### Education is a growth industry.

In order to empower learners, our vision for curriculum and instruction must support both student and staff learning. Accordingly, our strategic plan outlines our aspirations for refining existing practices as well as our intent to invest in professional development. There are implications for curriculum, instruction and assessment in our district goals and school improvement plans.

The table below depicts well our chief areas of focus for 2018-2020:

<i>Strategic Priority</i>	<i>Implications for Curriculum, Instruction &amp; Assessment</i>	<i>Investments in Professional Development</i>
Space & Resources to Support Effective Learning	Integrating Science, Technology, Engineering and Arts (STEAM) experiences into the curriculum	* Develop a shared understanding of and vision for STEAM in Shrewsbury
Learning Environments Where Everyone's Success Matters	Building understanding of the components of inclusive practice  Expanding the co-taught model from Elementary and SMS to OMS  Continuing our efforts to educate staff about cultural proficiency  Exploring ways to leverage technology to improve performance	Coordinate professional development opportunities in: * Universal Design for Learning (UDL) * Integrated systems of student support * Sheltered English Instruction for ELs * Components of effective co-teaching for leaders and co-teaching teams * Cultural Proficiency  Develop capacity for * Using data tools to effectively monitor student progress
Enhanced Well-being of All	Together with the district steering committee, develop an implementation plan for SEL	Coordinate professional development opportunities in: * Social Emotional Learning (SEL) * Recommend SEL curriculum resources



Connected Learning for a Complex World	Inventory current practices that align with the elements of project-based learning	<ul style="list-style-type: none"> <li>* Identify opportunities to integrate Project-based learning into the curriculum for all students</li> <li>* Develop resources to support complex and connected learning experiences</li> </ul>
----------------------------------------	------------------------------------------------------------------------------------	----------------------------------------------------------------------------------------------------------------------------------------------------------------------------------------------------------------------------------------

It's important to note that this is just part of the work; as we work to achieve district goals we must also respond to state directives. As you know, in the coming year we will implement new Science practices and standards. At the same time, we will prepare to



adjust to the new expectations for the Social Science curriculum coming from the Department of Elementary and Secondary Education (DESE). Finally, each department invests in continuous improvement, efforts which often result in curriculum modifications. Recently, for example, Performing Arts Director Tom O'Toole directed Music educators to refine the General Music curriculum to ensure consistency across the Elementary level. Similarly, new offerings in the Program of Studies for Shrewsbury High are supported by summer curriculum development hours for teachers at the secondary level.

As depicted in the Strategic Priority table, much of the improvements that result in better learning experiences for students start with increasing staff capacity. Thus, the role of the Curriculum, Instruction and Assessment office is to empower staff as they work towards their goals. The budget for this office helps to fund teaching and learning related to each

strategic priority and every content area. The results our students achieve are tied to the investments we've made in developing sound instructional practices, securing powerful tools and maintaining strong systems of support.

#### Curriculum & Instruction Budget Overview

Account	FY2019 Actual Budget	FY20 Proposed Budget	Difference FY19 Actual / FY20 Proposed
Mentoring Stipends	\$30,000	\$30,000	-
Professional Improvements	\$11, 736	\$11, 971	\$235
Curriculum Development	\$55,000	\$56,100	\$1,100
Professional Development Contractual Services	\$80,500	\$82,110	\$1,610
Texts/Instructional Equipment	\$129,508	\$132,098	\$2,590
Educational Supplies	\$2,500	\$2,550	\$50
Travel Professional Development	\$2,500	\$2,550	\$50
Dues and Membership	\$3,500	\$3,570	\$70
Conference Professional Development	\$23,000	\$23,460	\$460
<b>TOTAL</b>	<b>\$338,244</b>	<b>\$344,409</b>	<b>+ \$6,165</b>

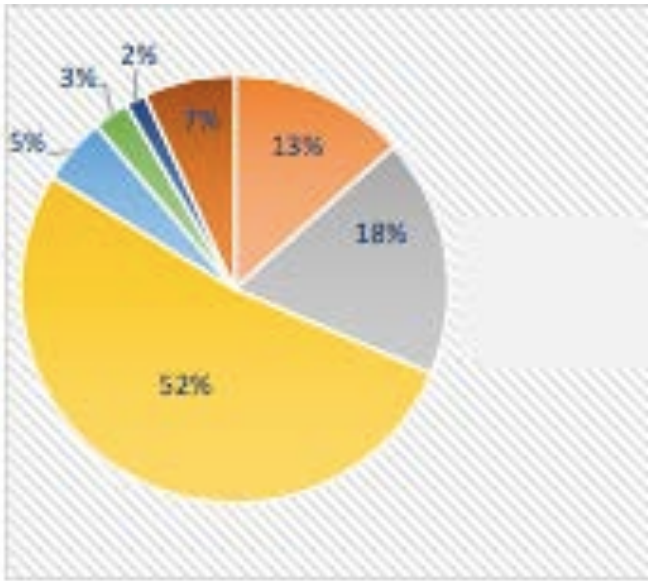
For 2020, only modest increases are recommended, in large part due to overall stability, including the likelihood of receiving federal grants that fund professional development.

As was the case last year, the cost of our mentoring program is covered by the Title II grant. Additionally, this same grant partially supports professional development for teacher teams in implementing the co-taught model in grades K-5.

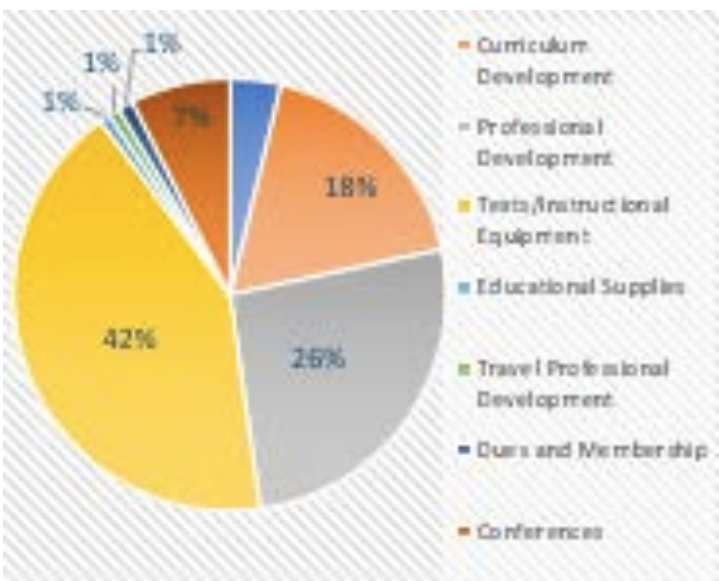
Our work in strengthening school climates and providing professional development to staff interested in learning more about Social Emotional Learning (SEL) was supported by joint-funded initiatives this year. Shrewsbury was successful in our application to two state cohorts- the ExSEL network and the [Systems of Student Support Academy](#), both supported in part by the Rennie Center. A relatively new federal grant, Title IV, funded conferences and instructional materials that support complex, connected learning.

For the most part, the budget for Curriculum, Instruction and Assessment is relatively stable. As you can see from the charts below, allocations proposed for FY 18 and FY 19 were similar, with modest increases depicted across categories:

**FY 2018: \$389,642**



**FY 2019: \$338,244**



Given the rapid pace of change present in education, it should be no surprise that periodic investment in upgraded curriculum materials is also needed.

**New Needs**

On the one hand, our investment in educational materials has changed considerably over time. Starting in 2015, the use of professional development to create instructional materials

Content Area	Anticipated Costs	Cost of Teacher Created Texts	Total Savings
9 <sup>th</sup> Grade World Civilization	\$53,625	\$9,500	\$44,125
10 <sup>th</sup> Grade US History 1	\$52,750	\$9,500	\$43,250
11 <sup>th</sup> Grade US History 2	\$46,250	\$9,500	\$36,750
5-8 ELA Writing Guide	\$93,400 (Write Source)	\$0	93,400
Total			\$217,525

resulted in a reduction of funds needed for textbooks, particularly at the high school.

On the other hand, Shrewsbury's commitment to providing students access to rigorous coursework has material implications. Some digital tools cost money. Finally, we continue to use some traditional instructional materials by design.



At Shrewsbury High School, growing enrollment in Advanced Placement (AP) classes means we need to invest in new textbooks. With growing numbers expected overall at SHS, it will be important to attend to updating and replacing text sets and instructional materials both in the classroom and in the Media center.

## Curriculum, Instruction & Assessment Budget Details


Item	FY 20 Cost
<b>Mentoring Stipends</b>	
This cost provides mentors for new professional staff hired in Shrewsbury. In FY17 we shifted this cost to the Title IIA grant. These federal grant funds may not be available for FY19.	\$30,000
<b>Professional Improvements</b>	
This amount is lower this year because we do not anticipate a loss in Title Ila grant funding.	\$11,971
<b>Curriculum Development</b>	
This line item provides funds for various summer and school year curriculum projects. The district is currently engaged in curriculum work related to the new science standards. This line item also funds the development and organization of digital resources. This work reduces the district's need for textbook replacement.	\$56,100
<b>Professional Development Contractual Services</b>	
This line item will support the Strategies for Effective Teaching (SET) course for new teachers, the Primary Source Partnership, Early Release and Professional Day trainings, consultants for science and project-based learning initiatives. Next year this item will support Social Science curriculum development.	\$82,110
<b>Texts/Instructional Equipment</b>	
Most of the instructional materials being purchased are now digital: Mathematica, accounting software, Listen Current, Noodle Tools, STEMscopes, and various apps. This line item has been reduced over time due to the availability of additional free digital resources. The consumable math resources for K-5 are also included in this line item.	\$132,098
<b>Conference Professional Development</b>	
This line item supports our teachers in attaining the necessary qualifications to teach AP courses, and funds to provide teacher leaders the opportunity to attend conferences that support the district's strategic priorities.	\$23,460

Instructional resources are increasingly digitized, and so the curriculum and technology budgets are increasingly interconnected and interdependent. This report seeks to separate out and summarize proposed expenditures for both the curriculum/instruction and technology departments, but it's important to note that these two groups work in tandem. Although investments may shift over time, our shared goal is to deliver a high quality instructional experience to Shrewsbury's students.

### *Digital Learning*

Digital learning is well-integrated into instruction across all grade levels. For example, in the 1:1 environment, teachers continue to use Apple Classroom, a no-cost classroom management tool, to monitor what students are doing on their digital devices during class time.

Importantly, Pathways, the platform used as the foundation for our professional development program for teachers, mirrors the model we aspire to offer students. Similarly, our investment in Schoology across the district facilitates communication between teachers, students and parents. As digital learning becomes more ubiquitous, low cost/no cost digital materials continue to become available. Although this work does incur some cost on our end, paying our teachers for their work is a sound investment. First, tools we develop here are well matched to our needs. Moreover, digital tools are a savings when compared with textbook expenditures. Finally, this approach depicts well the skills our educators possess. We are fortunate that we have so much talent in Shrewsbury. Our educators have consistently presented at regional and even national conferences, and their expertise fuels internal collaboration.



Another area where we see the growth in the use of digital devices follows changes in the state testing platform. The Department of Elementary and Secondary Education recently clarified their expectation that students will have experience working in a digital environment prior to taking the new MCAS assessment online. Accordingly, this year we built on our efforts to integrate technology into Grade 4 by expanding digital curriculum in Grade 3.

### *Elementary 1:2 Program*

We are currently in our third year of the implementation of a 1:2 iPad program at the fourth grade level, and our first in third grade. In both grade spans, there is one iPad for every two students. Teachers utilize the iPads to enhance teaching and learning across the

subject areas. Sometimes students work in pairs on collaborative projects and other times students rotate through stations, some of which involve iPad use.

Consistent access to iPads in their classrooms enables teachers to plan lessons, units, and projects that integrate technology in meaningful ways. It also provides teachers with opportunities to take advantage of teachable moments that are enhanced through technology.

Having twelve iPads in the classroom also provides teachers with the opportunity to provide their students with easy access to special events and activities. Students across the district participate in the Hour of Code to celebrate Computer Science Education Week, Increasingly, students and staff alike are seeing digital learning less like an event and more like an everyday experience. In the classroom and in our Media centers, students engage with block coding activities that introduce them to computational thinking concepts.



Most instructional tools available for use with iPads are available at no cost, including:

- Nearpod
- QR codes
- Padlet
- Google Drive/Docs
- Pages
- Numbers
- Keynote
- iMovie

Going forward, it will be important to consider which tools are the best match for teaching and learning at every level, as some of the tools most often used, like Book Creator and Notability, are fee-based.

### *Digital Instructional Tools*

As a result of Shrewsbury's investment in personal technology devices, students can now access digital instructional tools that serve to positively redefine learning experiences. These tools better prepare them for the learning and working environments they will encounter in their future. For example, STEMscopes is a digital resource that is currently used to enhance Science instruction at the middle level. Similarly, students in the younger grades access a resource called Mystery Science to supplement instruction.

#### **STEMscopes**

Combining digital resources, supplemental print, and hands-on science, STEMscopes adapts to individual teaching styles while increasing engagement, rigor, and student achievement. With a vast research backbone, extensive and continuous teacher input, and a 24/7 professional development portal, STEMscopes helps teachers deliver meaningful content in an accessible format for a variety of

purposes. Pilot teachers and teams at both the Elementary and Middle levels will be using this new tool.

### **Mystery Science**

Designed to engage young learners, this online science resource poses a question to encourage scientific thinking. The videos are narrated stories with real-life images. Educators pause the clips to allow for reflection and discussion. Every lesson concludes with simple, hands-on activities designed to use everyday classroom supplies.

## **Information Technology Budget Overview**

The Information Technology department is responsible for the purchasing, implementation, maintenance, and support of technology within the district. As the use of technology by teachers and students has increased, the reliability of technology in the district has become increasingly important. In addition to ensuring the reliability of existing services, devices that were formerly not IT-based are becoming increasingly dependent upon IT services (e.g., security cameras, copiers, cafeteria point-of-sale systems, etc.). The proposed IT budget supports these functions.

<b>Account</b>	<b>FY2018 Actual Budget</b>	<b>FY20 Proposed Status Quo</b>	<b>Difference</b>
<b>PD: Dues &amp; Memberships</b>	\$450	\$459	\$9
<b>PD: Conferences</b>	\$4,000	\$4,080	\$80
<b>Inst. Tech: Supplies</b>	\$19,000	\$19,380	\$380
<b>Inst. Tech: Networking</b>	\$133,000	\$133,000	\$0
<b>Inst. Tech: Hardware</b>	\$753,355	\$560,000	(\$193,355)
<b>Inst. Tech: Software</b>	\$100,000	\$103,000	\$3,000
<b>Networking Infrastructure</b>	\$42,000	\$136,000	\$94,000
<b>Data Processing</b>	\$136,000	\$158,000	\$22,000
<b>AV Supplies</b>	\$7,069	\$7,210	\$141
<b>AV Equipment</b>	\$36,316	\$36,316	\$0
<b>Repair and Maintenance: Equip</b>	\$61,520	\$61,520	\$0
<b>TOTAL</b>	<b>\$1,292,710</b>	<b>\$1,218,965</b>	<b>( \$73,745)</b>

\* Please note that this budget detail does not include salaries and wages or line items for Media Services, both of which are included the ITAMS total on page 40 of the budget book.

## Information Technology Budget Details FY 20

The major drivers of increases in the IT budget are listed below. These are specific item changes included in the net changes shown in the previous table.

Item	FY20 Cost
<b>Inst. Tech: Hardware</b>	
Planned reduction due to completion of the initial High School iPad deployment lease. This decrease was projected as part of the FY17 budget process. In FY20, lease costs will be reduced below the FY18 level and achieve a steady state as the initial HS lease payments are completed (see table below).	(\$223,872)
<b>Inst. Tech: Network Infrastructure</b>	
Replacement of Sherwood switches - the current switches are being phased out of vendor support by 2020	\$128,576
Replacement of Floral Street main switch - the main switch at Floral Street School is no longer supported by the vendor	\$7,300
<b>Data Processing</b>	
PowerSchool Registration and Lottery Management software - this software is helping to improve the efficiency of the registration and preschool/kindergarten lottery process.	\$19,586

iPad Lease Schedule	FY16	FY17	FY18	FY19	FY20
Lease 1 (Grades 5, 9, 10, 11, 12 in FY16)	\$278,707	\$278,707	\$278,707	\$278,707	
Lease 2 (Grades 5 & 9 in FY17)		\$108,016	\$108,016	\$108,016	\$108,016
Lease 3 (Grades 5 & 9 in FY18)			\$94,067	\$78,817	\$78,819
Lease 4 (Grades 5 & 9 in FY19)				\$131,261	\$86,261
Lease 5 (Grades 5 & 9 in FY20)					\$99,835
Total	\$278,707	\$386,723	\$480,790	\$596,803	\$372,931

Note: Reductions in Lease 3 and Lease 4 after initial year due to trade-ins of iPads no longer in use.



### *Connected Learning for a Complex World*

#### **SHS classroom projectors**

The current projectors and speakers at SHS are aging and consume valuable classroom space. This proposal would replace the existing projector carts with wall-mounted short-throw projectors and speakers. The projected approximate cost is \$200,000.

#### **SHS computer lab upgrade**

This proposed investment would replace the aging computers in the music and digital art lab at SHS, and shift the replaced computers to a lab with less demanding use. The approximate cost is \$39,200.

## Reallocation of the Class of 2019 iPads

### *Replacement Cycle*

Our replacement cycle for 1:1 iPads is four years. This cycle has the logistical advantage of corresponding with students' four years of middle school and four years of high school, allowing us to issue refreshed devices upon students' transition from middle to high school and collecting them upon graduation. For the 2018-2019 school year, in keeping with past practice in our 1:1 program, new iPads were acquired for all grade 5 and 9 students.

We have been fortunate to be able to reuse the graduating seniors' iPads over the past few years to upgrade many of our non-1:1 iPads; using the Classes of 2016-2018 iPads, all of these iPads will have been upgraded to the iPad Air 2 model. We plan to trade in remaining Class of 2019 iPads, using this trade-in to lower the lease costs for our grade 5 and 9 iPad purchases.

## Conclusion

*"Through learning we re-create ourselves. Through learning we become able to do something we never were able to do. Through learning we re-perceive the world and our relationship to it. Through learning we extend our capacity to create, to be part of the generative process of life."*

— **Peter M. Senge**

In Shrewsbury, our strength is found in our people. Our people -students and staff alike- are strongest when they are well provisioned and highly engaged. It's our privilege and responsibility to craft a budget that both meets their needs and accounts for their collective aspirations.

## Appendix

Please click these links for more information on digital tools:

Apple Classroom

---

STEMScopes: <http://stemscopes.com/home.php>

---

Mystery Science: <https://mysteryscience.com>

---

Nearpod: <https://nearpod.com/>

---

QR Codes: <https://www.whatihavelearnedteaching.com/using-qr-codes-in-the-classroom/>

---

Padlet: <https://padlet.com/features>

---

iMovie: <https://www.apple.com/imovie/>

---

SeeSaw: <https://web.seesaw.me>

---

Sphero (robots): <https://www.sphero.com/>

---



**SHREWSBURY PUBLIC SCHOOLS  
SCHOOL COMMITTEE MEETING**

**ITEM NO: IV. Time Scheduled Appointments:** MEETING DATE: **3/13/19**  
**B. School Department Funding Sources: Report**

**BACKGROUND INFORMATION:**

In his report, Mr. Collins will present information on the variety of funding sources used to support educational, operational, and co-curricular programs in Shrewsbury Public Schools, and will describe trends of growth and decline in the major categories of funding as defined by the MA Department of Elementary and Secondary Education.

**ACTION RECOMMENDED:**

That the School Committee hear the report and take whatever steps it deems necessary in the interests of the Shrewsbury Public Schools.

**STAFF AVAILABLE FOR PRESENTATION:**

Mr. Patrick Collins, Assistant Superintendent for Finance and Operations

# Shrewsbury Public Schools Revenue Trend 10-Year History

Patrick C. Collins

Assistant Superintendent for Finance and Operations

March 2019

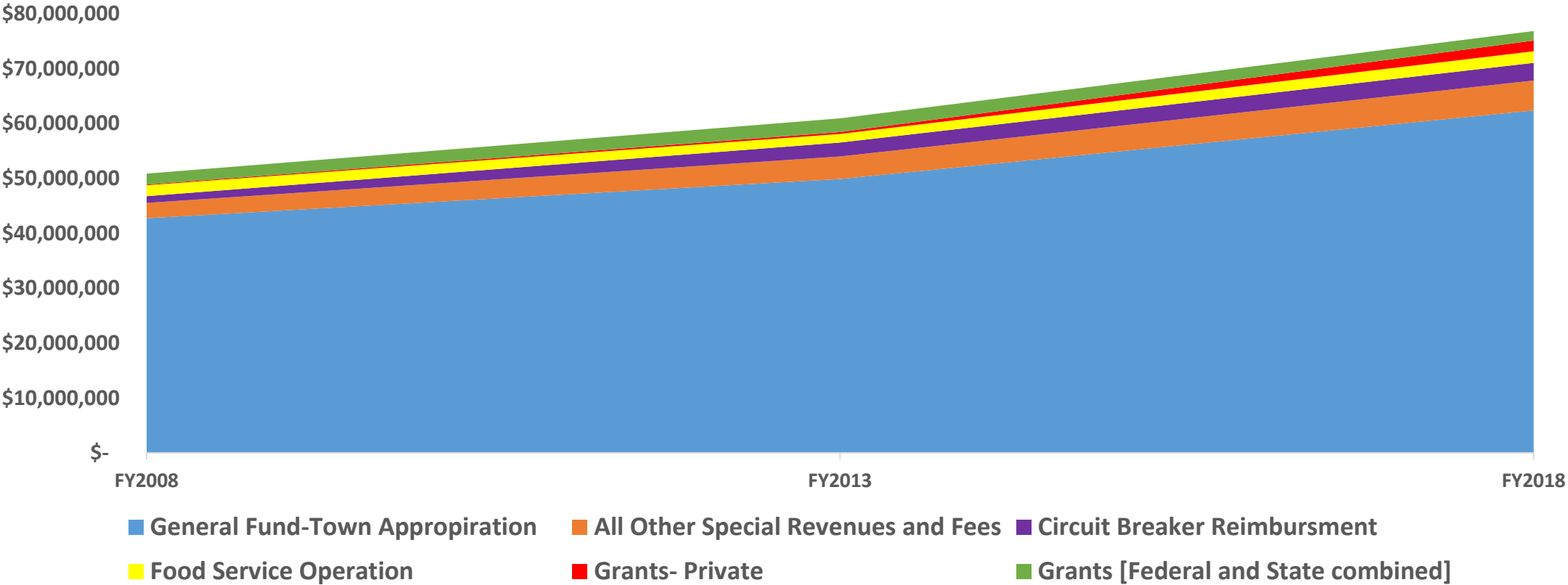
# Purposes

- To further educate the community about the variety of funding sources used to support all educational, operational, and co-curricular programs.
- To show trends of growth and decline in the major categories of funding as defined by the MA Department of Elementary and Secondary Education
  - *Data source is the End of Year Report that all public school districts are required to file annually with the MA Dept. of Elementary and Secondary Education and have audited.*



# Overview

10-Year School Revenue Trends- All Sources of Funds



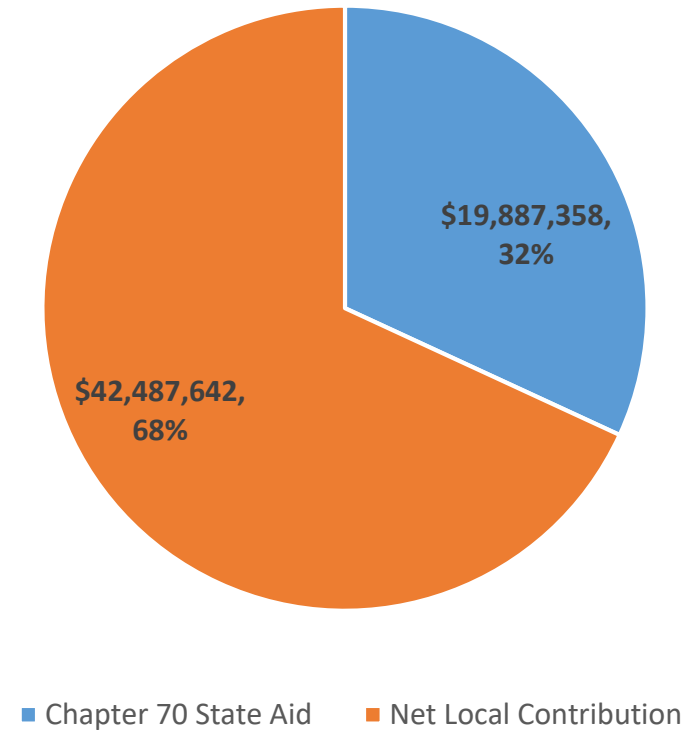
# Data Table with Percentage Changes

	FY2008	% of Total	FY2013	% of Total	FY2018	% of Total		10-Year Change-\$	10-Year Change-% pts. As Proportion of Total	10-Year Percentage Growth Rate by Category
General Fund-Town Appropriation	\$ 42,733,949	84.0%	\$ 49,864,477	81.8%	\$ 62,375,000	81.2%		\$ 19,641,051	-2.8%	46%
Circuit Breaker Reimbursement	\$ 1,229,813	2.4%	\$ 2,502,777	4.1%	\$ 3,217,337	4.2%		\$ 1,987,524	1.8%	162%
Grants [Federal and State combined]	\$ 2,009,992	4.0%	\$ 2,495,682	4.1%	\$ 1,715,953	2.2%		\$ (294,039)	-1.7%	-15%
Grants- Private	\$ 119,748	0.2%	\$ 325,786	0.5%	\$ 1,948,587	2.5%		\$ 1,828,839	2.3%	1527%
Food Service Operation	\$ 1,955,911	3.8%	\$ 1,600,498	2.6%	\$ 2,109,056	2.7%		\$ 153,145	-1.1%	8%
All Other Special Revenues and Fees	\$ 2,811,455	5.5%	\$ 4,138,389	6.8%	\$ 5,468,517	7.1%		\$ 2,657,062	1.6%	95%
<b>Grand Total-School Revenues</b>	<b>\$ 50,860,868</b>	<b>100%</b>	<b>\$ 60,927,609</b>	<b>100%</b>	<b>\$ 76,834,450</b>	<b>100%</b>		<b>\$ 25,973,582</b>		

# General Fund –Town Appropriation

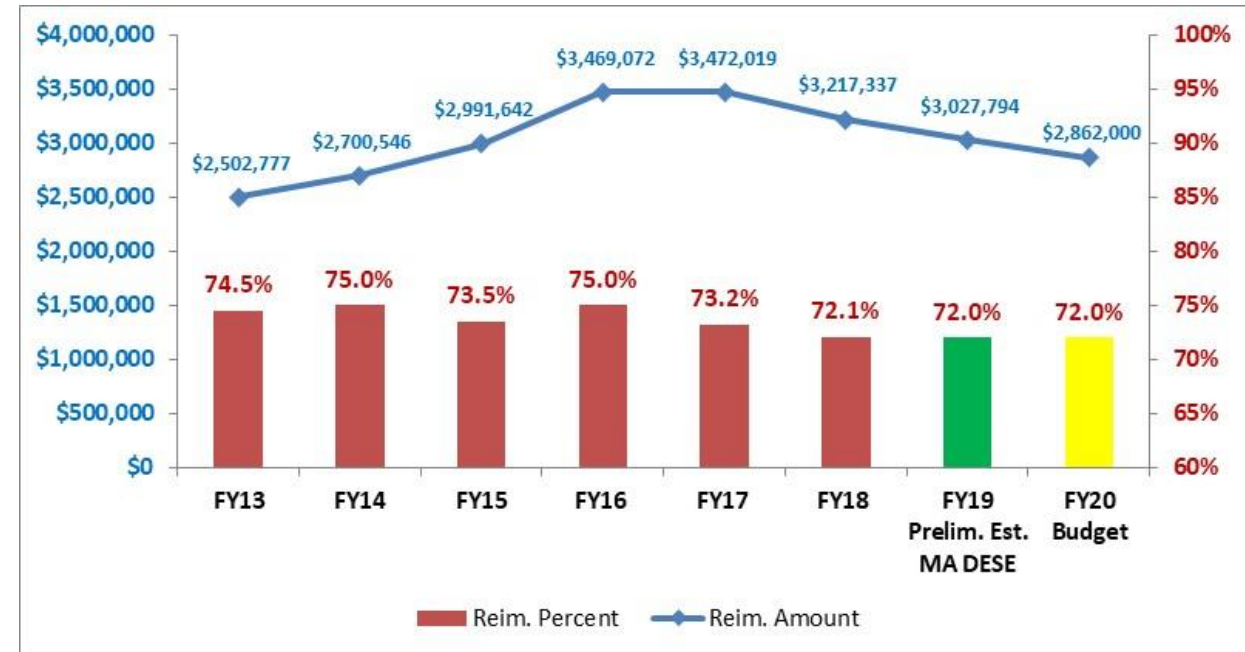
- Primary funding source of the School Department
- As a percent of total revenue it decreased from 84% in FY08 to 81% in FY18
- In FY18 the Town of Shrewsbury received \$19,887,358 in Chapter 70 state aid so the net Local Contribution was \$42,487,642 for a total of \$62,375,000

Total School Dept. Appropriation-FY18



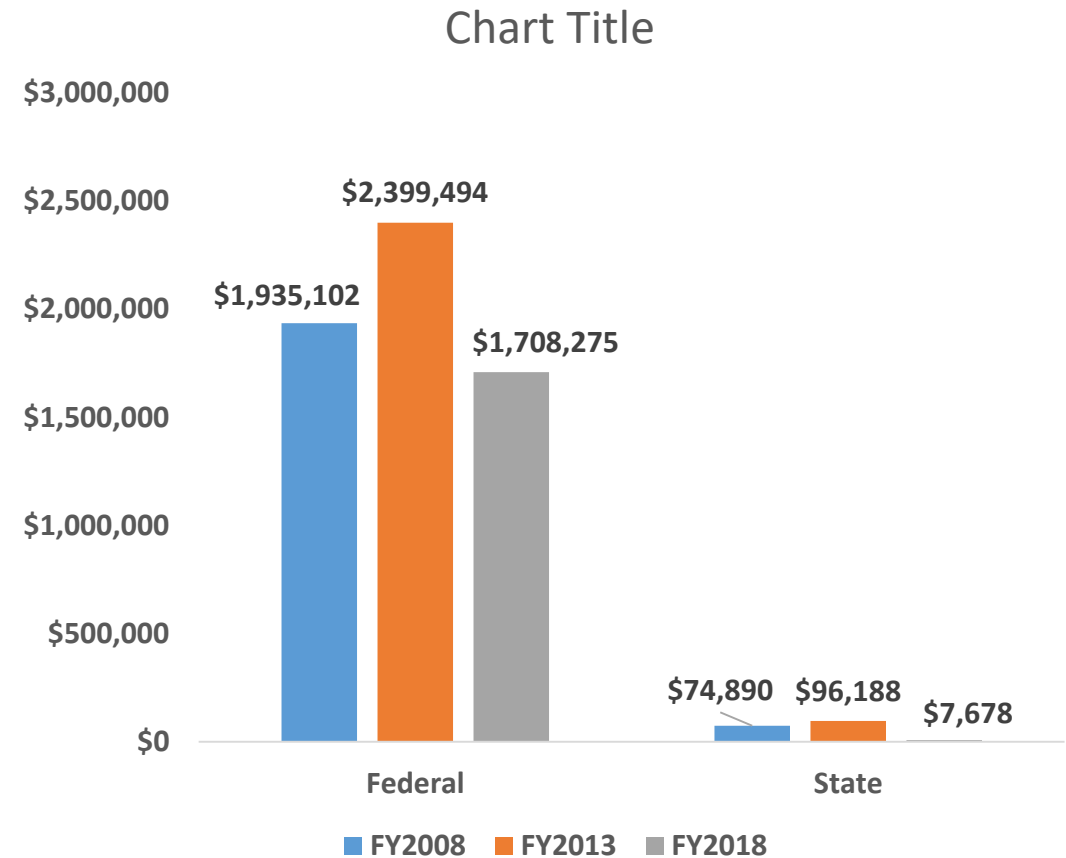
# Circuit Breaker Reimbursement

- A state MA DESE funding program that provides partial reimbursement for “high-cost” special needs students
- Reimbursement amount depends on:
  - A district’s actual expenses
  - The amount of funding available at a state level
  - The amount of claims made by all MA public school districts



# Grants [Federal and State combined]

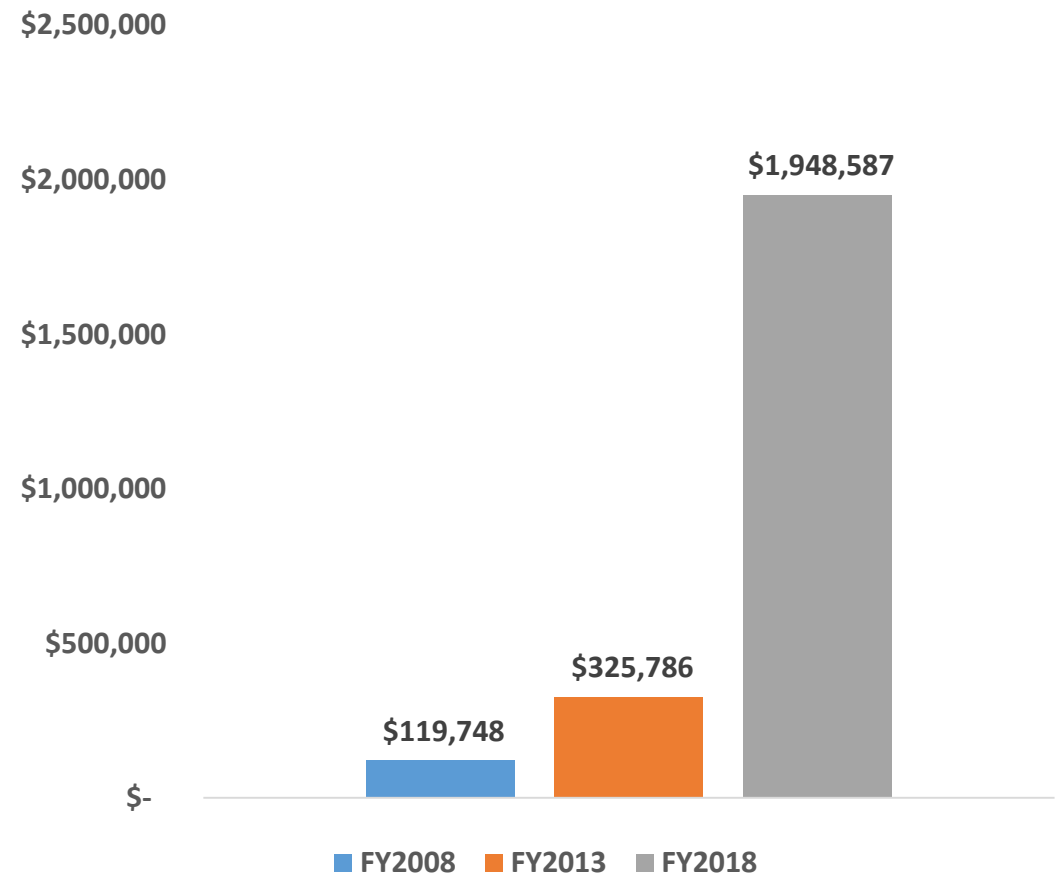
- Targeted funding for special education and low-income students
- Fund use is highly-regulated with lots of compliance tasks and reporting
- Ten year trend is declining for both categories





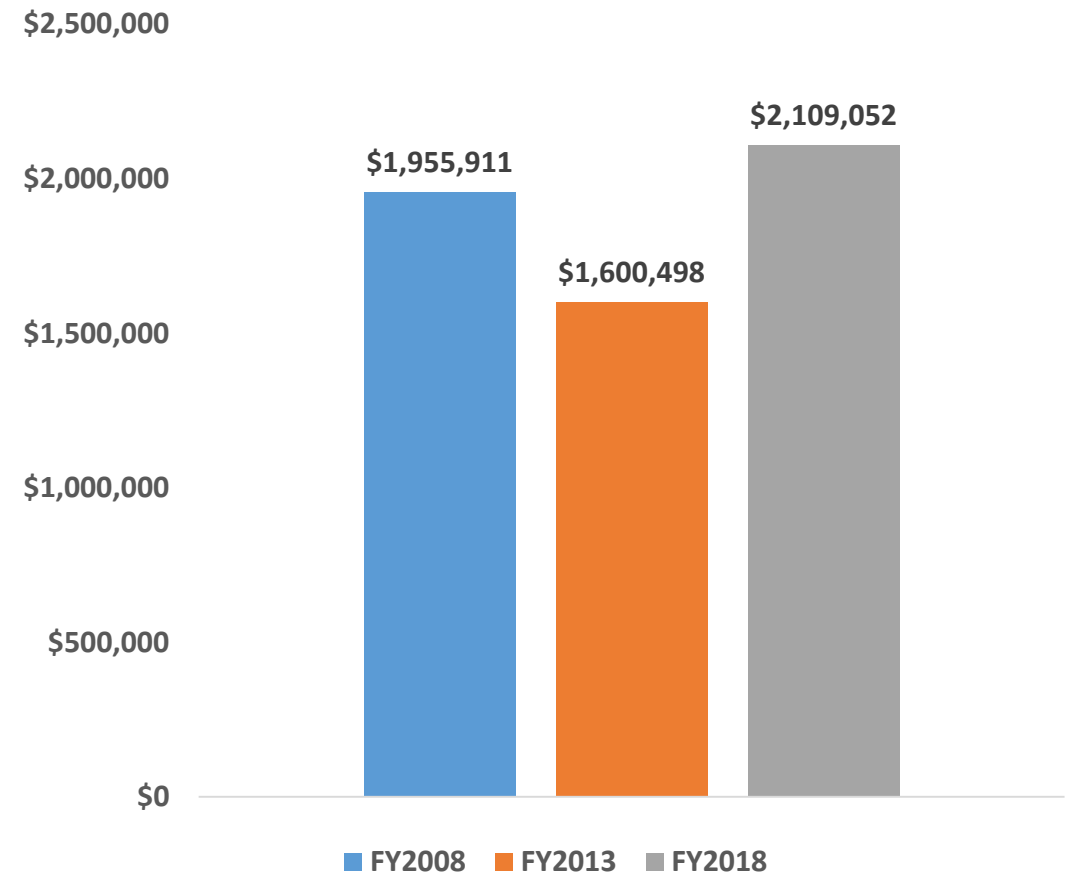
# Grants- Private

- These funds are actively sought out by School Dept. staff
- Some are targeted grants such as Shrewsbury Education Foundation
- Some are gifts – either restricted [such as SHS Turf Field] or unrestricted [Colonial Fund]
- On a percentage basis this is the category with highest growth
- FY2018 includes one-time restricted gifts for the Turf Field Project



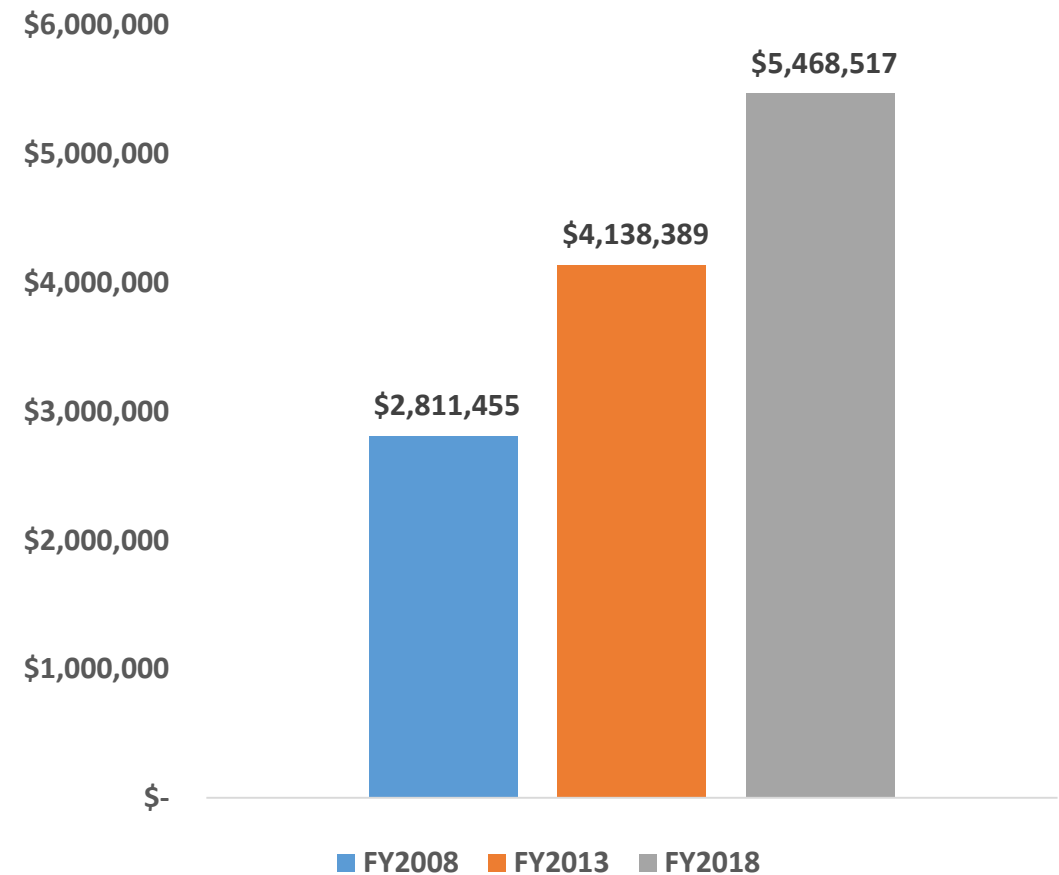
# Food Service Operation

- Revenues cover all departmental expenses for payroll, staff health insurance, food, equipment
- Revenue impacted by participation levels



# All Other Special Revenues & Fees

- Includes all fee-based programs and operations to include but not limited to:
  - Bus fee
  - Athletic fee
  - Student Activity fee
  - Preschool tuition
  - Full-day kindergarten tuition
  - Music lesson fees
  - Extended School care
  - Summer Enrichment
  - Other misc.
- Much greater level of detail provided separately



# Some Notes and Conclusions

- Over this time period, the General Fund Town Appropriation has slightly decreased as a percent of total operational revenue
- The District has been proactive and successful in securing private grants and gift funding
- Federal and state grant funding has decreased
- Circuit Breaker Reimbursement is now more important funding source than Federal and State grants
- The District's reliance upon fee-based revenue has grown to approximately \$5.5M per year
- The District operates on multiple sources of funds- not just town tax revenue.

**SHREWSBURY PUBLIC SCHOOLS**  
**SPECIAL REVENUE FUNDS**  
**THREE-YEAR HISTORY: FY16-FY18**

<b>I. Private Grants [2200 Funds]</b>													
Fund	Description	7/1/2016 Start Balance	FY16			FY17			FY18				
			Rev	Exp	Fund Bal	Rev	Exp	Fund Bal	Rev	Exp	Fund Bal		
222201	Reese Scholarship/Memor	\$ 6,194		\$ 500	\$ 5,694	\$ -	\$ 500	\$ 5,194		\$ 500	\$ 4,694		
222206	Destination Imagination	\$ 9,758	\$ 11,459	\$ 19,410	\$ 1,807	\$ 10,647	\$ 6,848	\$ 5,606	\$ 24,951	\$ 22,736	\$ 7,821		
222208	Educational TV Studio	\$ 1,677	\$ 2,200	\$ 1,000	\$ 2,877	\$ 100	\$ -	\$ 2,977	\$ -	\$ 348	\$ 2,629		
222209	SEF Classroom Jeopardy	\$ 1,208	\$ -	\$ 1,208	\$ -	\$ -	\$ -	\$ -	\$ -	\$ -	\$ -		
222210	SEF Taking Root Parker	\$ 343	\$ -	\$ 343	\$ -	\$ -	\$ -	\$ -	\$ -	\$ -	\$ -		
222213	SEF Enhancing Word Stud	\$ 240	\$ -	\$ -	\$ 240	\$ -	\$ 240	\$ -	\$ -	\$ -	\$ -		
222216	SEF KidFit for the Futu	\$ 920	\$ -	\$ 920	\$ -	\$ -	\$ -	\$ -	\$ -	\$ -	\$ -		
222218	Robotics	\$ 40,509	\$ 76,855	\$ 54,883	\$ 62,481	\$ 64,500	\$ 55,450	\$ 71,531	\$ 114,088	\$ 115,064	\$ 70,555		
222228	SEF	\$ 465	\$ -	\$ 465	\$ -	\$ 11,577	\$ 10,593	\$ 984	\$ 19,075	\$ 17,523	\$ 2,536		
222263	China Gift Account	\$ 5,344	\$ -	\$ -	\$ 5,344	\$ -	\$ 2,273	\$ 3,071	\$ -	\$ 80	\$ 2,991		
222273	Central One Gift	\$ -	\$ 1,500	\$ -	\$ 1,500	\$ -	\$ -	\$ 1,500	\$ -	\$ 1,500	\$ -		
222276	Grange Scholarship	\$ 4,000	\$ -	\$ 1,000	\$ 3,000	\$ -	\$ 1,000	\$ 2,000	\$ -	\$ 1,000	\$ 1,000		
222285	Volunteer Activity Coor	\$ -	\$ 15,000	\$ 15,000	\$ -	\$ 15,000	\$ 15,000	\$ -	\$ 15,000	\$ 15,000	\$ -		
222286	Brian M Moquin Mem Scho	\$ 300	\$ 4,000	\$ 3,000	\$ 1,300	\$ 4,700	\$ 5,000	\$ 1,000	\$ 3,500	\$ 4,000	\$ 500		
222287	Citizens Fund	\$ 1,095	\$ -	\$ 1,095	\$ -	\$ -	\$ -	\$ -	\$ -	\$ -	\$ -		
222298	Informational Backpacks	\$ 865	\$ -	\$ 865	\$ -	\$ -	\$ -	\$ -	\$ -	\$ -	\$ -		
222357	Bird's Eye View	\$ -	\$ 549	\$ 549	\$ (0)	\$ -	\$ -	\$ (0)	\$ -	\$ -	\$ (0)		
222358	Art Across Curr	\$ -	\$ 2,000	\$ 2,000	\$ -	\$ -	\$ -	\$ -	\$ -	\$ -	\$ -		
222359	Game On:Bored vs Board	\$ -	\$ 844	\$ 775	\$ 69	\$ -	\$ 21	\$ 48	\$ -	\$ 48	\$ 0		
222360	Modeling the World with	\$ -	\$ 225	\$ 225	\$ -	\$ -	\$ -	\$ -	\$ -	\$ -	\$ -		
222361	From the Mouth of Shake	\$ -	\$ 450	\$ 400	\$ 50	\$ -	\$ 50	\$ -	\$ -	\$ -	\$ -		
222362	Making History Come Ali	\$ -	\$ 1,337	\$ 1,166	\$ 171	\$ -	\$ 171	\$ -	\$ -	\$ -	\$ -		
222363	Redifining Expectations	\$ -	\$ 300	\$ -	\$ 300	\$ -	\$ 300	\$ -	\$ -	\$ -	\$ -		
222364	Preschool Read Aloud Bi	\$ -	\$ 969	\$ 969	\$ -	\$ -	\$ -	\$ -	\$ -	\$ -	\$ -		
222365	Students Build Computer	\$ -	\$ 643	\$ 643	\$ -	\$ -	\$ -	\$ -	\$ -	\$ -	\$ -		
222366	Mind-Body Connections:I	\$ -	\$ 1,770	\$ 1,770	\$ -	\$ -	\$ -	\$ -	\$ -	\$ -	\$ -		
222367	Social Thinking Curricu	\$ -	\$ 791	\$ 778	\$ 13	\$ -	\$ 13	\$ -	\$ -	\$ -	\$ -		
222368	Roller Coaster Walls:St	\$ -	\$ 877	\$ 715	\$ 162	\$ -	\$ 162	\$ -	\$ -	\$ -	\$ -		
222369	I Excel! Using on line	\$ -	\$ 235	\$ 235	\$ -	\$ -	\$ -	\$ -	\$ -	\$ -	\$ -		
222500	SHS Gift	\$ 13,473	\$ 5,612	\$ 3,408	\$ 15,677	\$ 8,236	\$ 15,055	\$ 8,858	\$ 3,385	\$ 6,144	\$ 6,099		
222501	Oak Gift	\$ 2,337	\$ 876	\$ 2,337	\$ 876	\$ 913	\$ 912	\$ 877	\$ 6,823	\$ 2,820	\$ 4,880		
222502	Sherwood Gift	\$ 2,374	\$ 1,615	\$ 3,791	\$ 198	\$ 6,475	\$ 1,038	\$ 5,635	\$ 950	\$ 4,494	\$ 2,091		
222503	Floral Gift	\$ 10,364	\$ 2,960	\$ 1,134	\$ 12,190	\$ 25,920	\$ 24,445	\$ 13,665	\$ 3,569	\$ 10,813	\$ 6,421		
222504	Paton Gift	\$ 6,755	\$ 13,973	\$ 11,478	\$ 9,250	\$ 5,488	\$ 8,471	\$ 6,267	\$ -	\$ 5,770	\$ 497		
222505	Coolidge Gift	\$ 8,680	\$ 986	\$ 2,460	\$ 7,206	\$ 8,602	\$ 3,606	\$ 12,202	\$ (201)	\$ 1,380	\$ 10,621		
222506	Spring St Gift	\$ 926	\$ 6,416	\$ 6,605	\$ 737	\$ 2,366	\$ 2,143	\$ 960	\$ 370	\$ 1,330	\$ -		
222507	Beal Gift	\$ 8,525	\$ 5,800	\$ 8,836	\$ 5,489	\$ 9,990	\$ 5,209	\$ 10,270	\$ 6,792	\$ 6,663	\$ 10,399		
222508	Parker Rd Gift	\$ 150	\$ 5,550	\$ 92	\$ 5,608	\$ 460	\$ 4,754	\$ 1,314	\$ -	\$ 473	\$ 841		
222509	Athletic Gift	\$ 3	\$ 20,100	\$ 7,699	\$ 12,404	\$ 20,598	\$ 6,034	\$ 26,968	\$ 20,000	\$ 14,012	\$ 32,956		
222511	Michael Von Behren Scho	\$ -	\$ 1,000	\$ 1,000	\$ -	\$ -	\$ -	\$ -	\$ -	\$ -	\$ -		
222512	Special Education Gift	\$ 510	\$ 175	\$ 626	\$ 59	\$ -	\$ -	\$ 59	\$ -	\$ -	\$ 59		
222513	Technology Gift	\$ 1,599	\$ -	\$ 543	\$ 1,056	\$ -	\$ 1,056	\$ -	\$ -	\$ -	\$ -		
222514	ROAD SCHOLARS RACE ACCT	\$ 10,170	\$ 9,910	\$ 13,645	\$ 6,435	\$ 4,240	\$ 4,168	\$ 6,507	\$ -	\$ 3,429	\$ 3,078		
222515	SHREWS GARDEN PARTY FUN	\$ 752	\$ 35,000	\$ 32,699	\$ 3,053	\$ -	\$ 2,926	\$ 127	\$ -	\$ 127	\$ -		



**SHREWSBURY PUBLIC SCHOOLS**  
**SPECIAL REVENUE FUNDS**  
**THREE-YEAR HISTORY: FY16-FY18**

Fund	Description	7/1/2016 Start Balance	FY16			FY17			FY18		
			Rev	Exp	Fund Bal	Rev	Exp	Fund Bal	Rev	Exp	Fund Bal
222516	Lorden Memorial Scholar	\$ 7,000	\$ -	\$ 1,000	\$ 6,000	\$ -	\$ 1,000	\$ 5,000	\$ 7,000	\$ 3,000	\$ 9,000
222517	Life Skills Gift	\$ 2,288	\$ -	\$ 1,134	\$ 1,154	\$ -	\$ 434	\$ 720	\$ -	\$ 590	\$ 130
222518	Colonial Fund	\$ 23,229	\$ 76,896	\$ 13,722	\$ 86,403	\$ 47,854	\$ 42,320	\$ 91,937	\$ 14,223	\$ 40,970	\$ 65,190
222519	Corridor Nine Grants	\$ -	\$ 2,070	\$ 2,070	\$ -	\$ 588	\$ 588	\$ -	\$ 1,412	\$ 1,412	\$ -
222520	Calder & Horton Scholar	\$ -	\$ 1,000	\$ -	\$ 1,000	\$ -	\$ -	\$ 1,000	\$ 500	\$ 1,000	\$ 500
222521	Athletic Field Project	\$ -	\$ -	\$ -	\$ -	\$ 6,435	\$ 87	\$ 6,348	\$ 1,706,750	\$ 2,496	\$ 1,710,602
222522	Emergency & Training	\$ -	\$ -	\$ -	\$ -	\$ 10,000	\$ 333	\$ 9,667	\$ 400	\$ 7,163	\$ 2,904
	<b>Totals</b>	<b>\$ 172,053</b>	<b>\$ 311,943</b>	<b>\$ 224,193</b>	<b>\$ 259,803</b>	<b>\$ 264,689</b>	<b>\$ 222,200</b>	<b>\$ 302,292</b>	<b>\$ 1,948,587</b>	<b>\$ 291,885</b>	<b>\$ 1,958,994</b>
<b>II. Revolving Funds [2300 Funds]</b>											
Fund	Description	7/1/2016 Start Balance	FY16			FY17			FY18		
			Rev	Exp	Fund Bal	Rev	Exp	Fund Bal	Rev	Exp	Fund Bal
232302	Internal Prof Develop	\$ 86,029	\$ 80,820	\$ 121,205	\$ 45,644	\$ 95,080	\$ 71,037	\$ 69,687	\$ 85,390	\$ 92,534	\$ 62,543
232303	HS Sum Sch Credit Recov	\$ 1,664	\$ 11,050	\$ 6,668	\$ 6,046	\$ 6,029	\$ 8,600	\$ 3,475	\$ 7,283	\$ 7,083	\$ 3,675
232304	Facility Rentals	\$ 117,068	\$ 235,608	\$ 183,901	\$ 168,775	\$ 235,633	\$ 188,802	\$ 215,606	\$ 208,636	\$ 221,220	\$ 203,022
232305	Lost Text Books	\$ 8,556	\$ 3,328	\$ 4,280	\$ 7,604	\$ 2,250	\$ 2,956	\$ 6,898	\$ 6,480	\$ 4,761	\$ 8,617
232307	Little Colonials	\$ 2,539	\$ -	\$ 2,339	\$ 200	\$ -	\$ -	\$ 200	\$ -	\$ -	\$ 200
232308	Preschool	\$ 14,753	\$ 488,197	\$ 412,650	\$ 90,300	\$ 526,828	\$ 384,349	\$ 232,779	\$ 564,897	\$ 501,703	\$ 295,973
232309	Full Day	\$ 139,060	\$ 728,169	\$ 749,160	\$ 118,069	\$ 851,287	\$ 605,465	\$ 363,891	\$ 664,908	\$ 397,991	\$ 630,808
232310	Extended Day	\$ 474,952	\$ 1,311,755	\$ 1,417,599	\$ 369,108	\$ 1,339,652	\$ 1,521,856	\$ 186,904	\$ 1,582,967	\$ 1,588,168	\$ 181,703
232311	SAT Prog HS	\$ 20,788	\$ 25,575	\$ 22,304	\$ 24,059	\$ 55,018	\$ 25,847	\$ 53,230	\$ 5,186	\$ 32,071	\$ 26,345
232312	Oak Middle School After	\$ 1,831	\$ 3,595	\$ 5,411	\$ 15	\$ 1,900	\$ 1,820	\$ 95	\$ 2,130	\$ 1,858	\$ 367
232314	Athletics-Gate Receipts	\$ 272	\$ 43,634	\$ 43,528	\$ 378	\$ 26,854	\$ 26,649	\$ 583	\$ 60,338	\$ 59,853	\$ 1,068
232317	School Journal	\$ 3,669	\$ 6,065	\$ 6,254	\$ 3,480	\$ 9,160	\$ 6,267	\$ 6,373	\$ 8,550	\$ 14,361	\$ 562
232318	Music Department Revolv	\$ 875	\$ 21,770	\$ 500	\$ 22,145	\$ -	\$ -	\$ 22,145	\$ 5,262	\$ 23,533	\$ 3,874
232321	Elem Summer Enrich Prog	\$ 209,907	\$ 217,267	\$ 117,364	\$ 309,810	\$ 230,585	\$ 190,849	\$ 349,546	\$ 248,587	\$ 260,152	\$ 337,981
232327	Kindergarten Transition	\$ 5,988	\$ 16,285	\$ 7,967	\$ 14,306	\$ 5,500	\$ 8,109	\$ 11,697	\$ 6,600	\$ 9,607	\$ 8,690
232330	Sherwood After School	\$ 3,987	\$ 10,705	\$ 10,206	\$ 4,486	\$ 8,475	\$ 9,913	\$ 3,048	\$ 8,013	\$ 9,494	\$ 1,567
232332	Bus Transportation	\$ -	\$ 565,469	\$ 11,033	\$ 554,436	\$ 210,908	\$ 458,456	\$ 306,888	\$ 561,298	\$ 45,272	\$ 822,914
232335	SHS Athletic Fees	\$ 61,870	\$ 324,441	\$ 325,192	\$ 61,119	\$ 341,114	\$ 358,991	\$ 43,242	\$ 331,809	\$ 357,749	\$ 17,302
232336	After School Music Less	\$ 25,649	\$ 228,143	\$ 252,219	\$ 1,573	\$ 340,155	\$ 324,703	\$ 17,025	\$ 326,664	\$ 325,305	\$ 18,384
232337	Oak Student Activity	\$ 97	\$ 26,416	\$ 24,282	\$ 2,231	\$ 23,500	\$ 24,647	\$ 1,084	\$ 26,102	\$ 25,570	\$ 1,616
232338	Sherwood Student Activi	\$ 6,474	\$ 10,346	\$ 16,349	\$ 471	\$ 11,550	\$ 11,836	\$ 185	\$ 12,100	\$ 9,928	\$ 2,357
232339	SHS Student Activity	\$ 41,514	\$ 44,200	\$ 79,109	\$ 6,605	\$ 49,800	\$ 52,327	\$ 4,078	\$ 61,369	\$ 61,520	\$ 3,927
232343	After School Enrichment	\$ 2,560	\$ 4,465	\$ 4,387	\$ 2,638	\$ 3,694	\$ 3,707	\$ 2,625	\$ 10,986	\$ 10,072	\$ 3,539
232344	School Choice	\$ -	\$ 593	\$ 500	\$ 93	\$ 139,913	\$ 332	\$ 139,674	\$ 145,604	\$ 143,823	\$ 141,455
232345	Music Gift Account	\$ 3,447	\$ 400	\$ 3,200	\$ 647	\$ -	\$ -	\$ 647	\$ -	\$ -	\$ 647
232346	Bus Fee FY16	\$ 520,240	\$ 119,697	\$ 639,171	\$ 766	\$ 509,038	\$ 10,152	\$ 499,652	\$ 195,249	\$ 651,866	\$ 43,035
232347	Middle School Summer En	\$ 64,729	\$ 100,045	\$ 65,049	\$ 99,725	\$ 103,083	\$ 113,643	\$ 89,165	\$ 99,827	\$ 102,689	\$ 86,303
232348	High School AP Exam Hon	\$ 47	\$ 4,070	\$ 4,070	\$ 47	\$ 4,538	\$ 4,538	\$ 47	\$ 12,102	\$ 11,336	\$ 813
232349	First Aid/CPR	\$ 2,629	\$ 6,980	\$ 7,559	\$ 2,050	\$ 5,902	\$ 5,073	\$ 2,879	\$ 5,800	\$ 6,651	\$ 2,028
232350	FY16 IPad Fees	\$ 99,302	\$ 8,275	\$ 103,060	\$ 4,517	\$ -	\$ -	\$ 4,517	\$ -	\$ -	\$ 4,517
232351	Personal Ipad Program	\$ 114,379	\$ 53,491	\$ 78,497	\$ 89,373	\$ 46,819	\$ 50,986	\$ 85,206	\$ 89,537	\$ 121,564	\$ 53,179
232352	Build Our Kids Success	\$ 905	\$ -	\$ -	\$ 905	\$ -	\$ -	\$ 905	\$ -	\$ 905	\$ -

**SHREWSBURY PUBLIC SCHOOLS**  
**SPECIAL REVENUE FUNDS**  
**THREE-YEAR HISTORY: FY16-FY18**

Fund	Description	7/1/2016 Start Balance	FY16			FY17			FY18		
			Rev	Exp	Fund Bal	Rev	Exp	Fund Bal	Rev	Exp	Fund Bal
232353	BOOTCAMP FOR HIGH SCHOO	\$ -	\$ 18,527	\$ 4,795	\$ 13,732	\$ -	\$ 7,532	\$ 6,200	\$ 19,040	\$ 7,696	\$ 17,544
232354	HS Special Olympic Trac	\$ -	\$ 8,875	\$ 3,680	\$ 5,195	\$ 1,500	\$ 4,461	\$ 2,234	\$ -	\$ 2,233	\$ 1
232355	Elementary ASAP Program	\$ 4,250	\$ 26,349	\$ 21,984	\$ 8,615	\$ 23,670	\$ 25,448	\$ 6,837	\$ 27,470	\$ 31,535	\$ 2,772
232356	FLORAL ST CLUBS	\$ 549	\$ -	\$ -	\$ 549	\$ -	\$ -	\$ 549	\$ -	\$ -	\$ 549
232370	AP Exam	\$ -	\$ -	\$ -	\$ -	\$ 70,900	\$ 62,599	\$ 8,301	\$ 78,333	\$ 1,657	\$ 84,977
232371	Beijing Chinese Lang School	\$ -	\$ -	\$ -	\$ -	\$ 5,000	\$ 500	\$ 4,500	\$ -	\$ 500	\$ 4,000
	<b>Totals</b>	<b>\$ 2,040,579</b>	<b>\$ 4,754,605</b>	<b>\$ 4,755,472</b>	<b>\$ 2,039,712</b>	<b>\$ 5,285,335</b>	<b>\$ 4,572,450</b>	<b>\$ 2,752,597</b>	<b>\$ 5,468,517</b>	<b>\$ 5,142,260</b>	<b>\$ 3,078,854</b>
	<b>GRAND TOTALS</b>	<b>\$ 2,212,632</b>	<b>\$ 5,066,548</b>	<b>\$ 4,979,665</b>	<b>\$ 2,299,515</b>	<b>\$ 5,550,024</b>	<b>\$ 4,794,650</b>	<b>\$ 3,054,889</b>	<b>\$ 7,417,104</b>	<b>\$ 5,434,145</b>	<b>\$ 5,037,848</b>



**SHREWSBURY PUBLIC SCHOOLS  
SCHOOL COMMITTEE MEETING**

**ITEM NO: IV. Time Scheduled Appointments:**  
**C. Fiscal Year 2020 Budget: Public Hearing**

**MEETING DATE: 3/13/19**

**BACKGROUND INFORMATION:**

The public and members of the School Department are invited to provide input to the Committee and the administration regarding the FY20 Budget. This public hearing meets the requirements of Massachusetts General Law Chapter 71, Section 38N, which requires school districts to provide an opportunity for members of the public to be heard regarding the proposed school district budget.

**ACTION RECOMMENDED:**

That the Committee hold a public hearing in order to listen to feedback on the topic of the FY20 Budget.

**STAFF AVAILABLE FOR PRESENTATION:**

Dr. Joseph M. Sawyer, Superintendent of Schools



**SHREWSBURY PUBLIC SCHOOLS  
SCHOOL COMMITTEE MEETING**

ITEM NO: **V. Curriculum**

MEETING DATE: **3/13/19**

BACKGROUND INFORMATION:

ACTION RECOMMENDED:

STAFF & STUDENTS AVAILABLE FOR PRESENTATION:



**SHREWSBURY PUBLIC SCHOOLS  
SCHOOL COMMITTEE MEETING**

ITEM NO: **VI. Policy**

MEETING DATE: **3/13/19**

BACKGROUND INFORMATION:

ACTION RECOMMENDED:

COMMITTEE MEMBERS/STAFF AVAILABLE FOR PRESENTATION:



**SHREWSBURY PUBLIC SCHOOLS  
SCHOOL COMMITTEE MEETING**

ITEM NO: **VII. Finance & Operations**

MEETING DATE: **3/13/19**

**A. Fiscal Year 2020 Tuitions & Fees: Report**

**BACKGROUND INFORMATION:**

Mr. Collins will discuss present information for fees related to busing, athletics, and student activities, along with tuition rates for preschool and full-day kindergarten for the 2019-2020 school year, including illustrating potential adjustments to these fees and tuitions. Dr. Sawyer will consider feedback from the School Committee and will then make recommendations for potential adjustments for consideration and vote at the School Committee's next meeting on March 26. The report is enclosed.

**ACTION RECOMMENDED:**

That the School Committee hear the report and take whatever steps it deems necessary in the interests of the Shrewsbury Public Schools.

**STAFF AVAILABLE FOR PRESENTATION:**

Mr. Patrick Collins, Assistant Superintendent for Finance and Operations  
Dr. Joseph M. Sawyer, Superintendent of Schools



## Shrewsbury Public Schools

Patrick C. Collins, Assistant Superintendent for Finance & Operations

---

5 March 2019

To: School Committee

Subj: FY20 FEE RATE INFORMATION FOR DISCUSSION

### **Background**

The School Committee has requested that fee information be provided early in the FY20 budget development process. The School Committee decision and votes regarding FY20 fee rates, scheduled for March 27<sup>th</sup>, will provide clarity to the overall FY20 financial plan, allow the administration to finalize program registration documents and publish rates, and afford parents ample time to plan, especially if increases are voted.

Dr. Sawyer's initial FY20 budget plan assumed at that time that fee rates would be the same as FY19 [with one exception] since the School Committee typically holds this discussion and vote until later in the budget process. The one exception is that the FY20 Budget was developed assuming continuation of the tuition rate "step-down" for full-day kindergarten per our Strategic Priorities and Goals.

It's important to note that if the School Committee votes to increase fees, this will have a "dollar-for-dollar" positive impact on closing the current budget gap we are facing. This of course assumes that rising prices have no negative impact on parent/student choices for services.

Included in your meeting materials is a statewide survey of fee and tuition rates as compiled by Richard Hawkins. He is a private individual who has been doing this since the proliferation of public school fees began about a decade ago.

### **Fee Rate and Total Revenue Information**

The attached spreadsheet details the fee-based programs impacting our FY20 plan and recent rate history. It displays the FY20 budgeted total revenue assuming no increase and the impact of various percentage rate increases.

- 1) **Bus Fee:** The District is currently in Year One of a new Five-Year contract with AA Transportation for all bus services. The agreed upon rate increase for FY20 is 13% [FY21, 22, 23 rate increases will be 3%, 2.9%, and 2.8% respectively]. It is not recommended to increase the bus fee by the same rate as it would adversely impact ridership and likely erode the overall revenue stream. More children riding in cars will also exacerbate already lengthy parent drop-off and pick-up lines at each school



causing more traffic congestion at the beginning and end of the school day. A statewide listing of comparative bus fee rates are included in your packet.

- 2) ***Athletic Fee***: These fees are used almost exclusively to pay for coaching salaries and coaching salary rates are under negotiation. A statewide listing of comparative rates are included in your packet.
- 3) ***Preschool Tuition***: Preschool tuition is used primarily to offset teacher salaries and supplies. Teacher salaries are under negotiation. A statewide listing of comparative rates are included in your packet.
- 4) ***Full-day Kindergarten Tuition***:

Kindergarten tuition is used to offset teacher salaries and pay for supplies.

Included in the District's Five-Year Strategic Priorities and Goals [2018-2022] is providing tuition-free full day kindergarten to all students. In FY19 it was agreed to make annual and incremental progress towards that goal and the tuition rate was decreased by 10%.

Included in your packet is statewide information on kindergarten participation and tuition rates. It is interesting to note that the number of public school districts charging tuition decreased from 56 in FY18 to 45 in FY19, a 20% decrease. According to the Massachusetts organization *Strategies for Children*, the following communities eliminated full-day kindergarten tuition this year:

Abington, Ashland, Longmeadow, Lynnfield, Marshfield, Medway, Norton, Pembroke, Plymouth, Seekonk, and Winchester.

Several "step-down" tuition rate scenarios are provided that will gradually ease us into a tuition-free program instead of waiting to absorb it all in a single budget year.

### **Extended School Care**

Mrs. Karen Isaacson, Director of Extended Learning Programs provided a detailed report at your February 27<sup>th</sup> meeting.

The Extended School Care Program is a "self-funding" operation in that all costs [salaries, health insurance, supplies etc...] are covered by the tuition fees. A recent history of rate increases is below:

FY13= 15% rate increase  
FY14 through FY17= No change  
FY18=3% increase  
FY19=3% increase

FY20 Recommended= 3.5%

The School Committee is scheduled to vote the Extended School Care rates and wage scale at its March 13<sup>th</sup> meeting.

### **Food Service Program**

The Food Service Program is also a “self-funding” operation in that all costs [salaries, health insurance, food, and supplies etc...] are covered by meal fees and government reimbursement for eligible meals. A recommendation for meal process will be offered in June for the upcoming school year.

# Shrewsbury Public Schools

FY20 Fee Information

13 March 2019

# Decision-making Process

- Tonight: present information and options for your review and discussion
- Receive input from the community
- 27 March- you will receive Dr. Sawyer's recommendation
- 27 March- School Committee vote on fees so we can prepare written materials for rollout, adjust payment systems, and communications to parents

# Assumptions

- Price increases will have *de minimus* impact participation or ridership
- Fee revenue increases will help close the gap between the Superintendent's Budget Recommendation and the Town Manager's Budget Recommendation [for the School Dept.]

# Bus Fee Options

	Fee History					FY20 Scenarios			
	FY16	FY17	FY18	FY19 est	% Diff	0%	3.3%	6.7%	10%
Busing Fee	\$ 250	\$ 275	\$ 275	\$ 300	9%	\$ 300	\$ 310	\$ 320	\$ 330
		<i>Total estimated revenue</i>		\$ 712,000		Additional estimated revenue below:			
						\$ -	\$ 23,496	\$ 47,704	\$ 71,200

Fee shaded in blue represents the original budget assumption.

# Athletic Fee Options

	Fee History					FY20 Scenarios			
	FY16	FY17	FY18	FY19 est	% Diff	0%	1.6%	3.2%	4.8%
<b>Athletics Fee</b>	\$ 290	\$ 300	\$ 300	\$ 310	3%	\$ 310	\$ 315	\$ 320	\$ 325
[Coaching salary rates under	<i>Total estimated revenue</i>		\$ 348,000			Additional estimated revenue below:			
						\$ -	\$ 5,568	\$ 11,136	\$ 16,704

Fee shaded in blue represents the original budget assumption.

# Preschool Tuition Options

	Fee History					FY20 Scenarios			
	FY16	FY17	FY18	FY19 est	% Diff	0%	2.0%	3.0%	4.0%
Preschool Tuition ( <i>Tuition rates vary by program for 3,4, and 5-day programs. This example shows 3 days/wk example.</i> )	\$ 2,466	\$ 2,663	\$ 2,663	\$ 2,743	3%	\$ 2,743	\$ 2,798	\$ 2,825	\$ 2,853
[Teacher salary rates under negotiation]		Total estimated revenue		\$ 575,000		Additional estimated revenue below:			
						\$ -	\$ 11,500	\$ 17,250	\$ 23,000

Fee shaded in blue represents the original budget assumption.



# Full-Day Kindergarten Options

	Fee History									
	FY16	FY17	FY18	FY19 est	% Diff					
							FY20 Scenarios			
<b>Full-Day Kindergarten Tuition</b>							0.0%	-10%	-25%	-33%
In a "step-down" plan to make tuition free	\$ 3,700	\$ 4,000	\$ 4,000	\$ 3,600	-10%		\$ 3,600	\$ 3,240	\$ 2,700	\$ 2,400
with opening new Beal School in 2021-2022		Total estimated revenue		\$ 598,000			243	243	243	243
			Students	208						
							Based on net 78% enrollees at full-pay			
							\$ 682,344	\$ 614,110	\$ 511,758	\$ 454,896

Fee shaded in blue represents the original budget assumption.

# Massachusetts Public Schools Survey of Fees©

As of 4/16/18

<i>School District</i>	<i>Date of Last Update</i>	<i>Sports Fees</i>	<i>Details</i>	<i>Activity Fees</i>	<i>Details</i>	<i>Bus Fees</i>	<i>Details</i>	<i>Additional Comments</i>	<i>Preschool, &amp; After School Programs</i>
<b>Abby Foster Charter</b>	09/13 ↑	100/sport		25 to 30		0			
<b>Abington</b>	12/09	250/sport no cap	JV & Frosh Athletics + Band Ice Hockey funded by boosters	50		255 510 Fam Cap			2700 Pre+K Full Day; After GR 1-8 \$75/1.5hr/ 1day a wk/10wks
<b>Academy of Pacific Rim Charter</b>									
<b>Academy of Strategic Learning HMCS</b>									
<b>Acton-Boxborough RHS</b>	02/17	NA K-8		155	HS Band 90; 200 fam cap for band	0			Full Day K 3500
<b>Acton-Boxborough K-8</b>	02/17	250/season	Family cap of 1000	0-70 selective	Elem Band 165	0	Senior parking 200		Full Day K 400.mo (4,000/yr)
<b>Acushnet</b>		0	No Fees	0		0			1910 K
<b>Adams-Cheshire</b>		100	200 Fam Max	Includes	activities		10 Parking		
<b>Agawam</b>	08/11	0/sport					40 parking		120/ mo PreK 4 day; 65 2 day 41 morning/66 afternoon/99 both per week
<b>Amesbury</b>	09/13 ↑	325/sport	1055 combined fam cap	80		360	540 fam cap 0 parking		PreSchool 3000/yr for 9 months
<b>Amherst-Pelham</b>	01/12	193 to 231/sport	552 individual and 1100 Fam cap	0		0	75/yr student parking		5 mornings 1970 yr 4 mornings 1470/yr Extended day 4.50/day H.S. Program 3 per hr
<b>Andover</b>	03/14	350/yr	700 fam max	75MS	Per student/yr to cover stipends; 150 fam cap	300/600	300 HS Parking with lottery		Full Day K 4400 PreK 5 day 3622
<b>Arlington</b>	09/12	100-300/most sports	500 football, 600 Gymnastics, 700 Ice hockey	425	Elem instrumental music	0			Full Day K 0
<b>Ashburnham-Westminster</b>	04/12	194 to 700	Varies by sport		30 for after school music	0	10 parking		
<b>Ashland</b>	04/12	259 running tier/ 275 football tier	No Fam Cap	100		280/560 <2	100 or HS Parking		3800 All Day K, 205 2 day ½ to 975 full 5 day PreK

# Massachusetts Public Schools Survey of Fees©

As of 4/16/18

<i>School District</i>	<i>Date of Last Update</i>	<i>Sports Fees</i>	<i>Details</i>	<i>Activity Fees</i>	<i>Details</i>	<i>Bus Fees</i>	<i>Details</i>	<i>Additional Comments</i>	<i>Preschool, &amp; After School Programs</i>
		335 golf and others							
<b>Assabet Valley R Voc</b>		0							
<b>Athol-Royalston</b>									
<b>Attleboro</b>	05/10	100/sport	250 individual; 450 fam cap 300 JV, 500 V Ice Hockey			150/130/110/70	460 fam max		200-850 PreK
<b>Auburn</b>	06/11	0		0		0			Free Full Day K; PreK 3-day - \$1,450/yr; PreK 4-day - \$1,600/yr; After School - \$10/day
<b>Avon</b>	10/13	150	300 fam cap	75	Unlimited number and no fam cap	250/500 cap	75 HS Parking		180/mo PreK 250/mo K
<b>Ayer Shirley RSD</b>	01/12	200 HS 100 MS	250 student cap 400 family cap	50 HS	500 fam cap for all fees	0	200 parking		Full Day K & ACP Free
<b>Barnstable</b>	03/15 ↑	150/sport	500 Fam Cap	175	Music and extracurricular	200			Free full day K Sliding Scale to 2400 for PreK
<b>Bay Path</b>									
<b>Bedford</b>		0	No Fees	0		0			Full Day K Free
<b>Belchertown</b>	04/12	100							
<b>Bellingham</b>	03/15 ↑	250 HS 100 MS	500 fam cap per season	0		230 460 fam max	Bus has discount for early pay;10 HS parking		Provided by Hocomock YMCA with various fees 1300 PreK, 3250 K
<b>Belmont</b>	11/13 ↑	450/300/150 HS 280 MS basketball	No fam cap	100 most activities	275 fine and performing arts 150 MS; 250 elem inst music	575/student			2900 PreK 1800 full day K
<b>Berkley K-8</b>	?????	75/season		39	All Activities	0			2350 K
<b>Berkshire Hills Reg</b>									
<b>Berlin-Boylston Reg 7-12</b>	02/14 ↑	250/person/sport	600 Fam cap	50	675 fam cap sports + Act 50/150 fam cap		30/semester		2800 K
<b>Beverly</b>	03/15 ↑	210, 260, 315	Depending upon Sport; 105 MS	210	Elem/MS Band + strings	315; 630 Fam Max	100 HS Parking		PreK 2650; K 4000
<b>Billerica</b>	05/13	150/sport	600 Fam cap	50					
<b>Blackstone Valley Voc</b>	10/11	25/sport	Fundraising 31,100 No cap	20	Fundraising 33,100 for special events, trips, etc.	0	20 parking		
<b>Blackstone-Millville</b>	08/10	80/sport	320 Fam Cap/ +400 for Hockey	80	For Instrumental Band, etc	0			

# Massachusetts Public Schools Survey of Fees©

As of 4/16/18

<i>School District</i>	<i>Date of Last Update</i>	<i>Sports Fees</i>	<i>Details</i>	<i>Activity Fees</i>	<i>Details</i>	<i>Bus Fees</i>	<i>Details</i>	<i>Additional Comments</i>	<i>Preschool, &amp; After School Programs</i>
<b>Blue Hills VOC</b>		0		35/yr	Setting up Adopt-a-shop				
<b>Boston</b>									
<b>Boston Collegiate Charter</b>									
<b>Boston Evening Academy HMCS</b>									
<b>Bourne</b>	04/14 ↑	300/most sports	1000 Fam Cap			150, 50 late fee after 7/15	Gr 9-12		After School 25/75 150 Fam Cap No Full Day K
<b>Boxborough</b>	11/13 ↑								4500 Full Day K; 210 Pre K
<b>Boylston</b>									2500 K- full day -5 days
<b>Braintree</b>	06/13 ↑	225/yr for most sports	450 Fam cap; V hockey 400; 800/fam cap and JV hockey 325; 650 Fam Cap	150/yr non-athletes; no fee for athletes	300 cap per family; no activity fee for those paying sports fees	150	250 fam cap		
<b>Bridgewater-Raynham</b>	06/15 ↑	300/sport	300/sport MS + 2K fundraising No Caps	50/Act	17-69 Middle	225<1.5 mi	350 fam cap 100 Sr Parking		Full Day K 3000; Before and After programs add 100/week
<b>Brimfield</b>									
<b>Bristol County Agric</b>									
<b>Bristol-Plymouth Reg Voc</b>									
<b>Brockton</b>		No Fees							
<b>Brookfield</b>									
<b>Brookline</b>	01/17/17	300/sport/season	Middle school 85 – no cap	0		0			10800 PreK
<b>Burlington</b>		0		0		0			
<b>Cambridge</b>		0		0		0			Free PreK and K
<b>Canton</b>	08/13 ↑	195/sport	Extra for hockey and swim teams; 780 fam cap; reduced fee families can donate a voluntary amount that is affordable	60 and	HS Debate, trial, etc + MS sports and activities: Separate 75 for HS performing arts and MS Music	0	180 parking		Full Day K 4,000; half day 2000
<b>Cape Cod Lighthouse</b>		0		0	Parents may contribute 5-10 for field trips				
<b>Cape Cod Reg Voc</b>									

# Massachusetts Public Schools Survey of Fees©

As of 4/16/18

<i>School District</i>	<i>Date of Last Update</i>	<i>Sports Fees</i>	<i>Details</i>	<i>Activity Fees</i>	<i>Details</i>	<i>Bus Fees</i>	<i>Details</i>	<i>Additional Comments</i>	<i>Preschool, &amp; After School Programs</i>
<b>Tech Carlisle</b>	01/17/17	185	100 JV; 85 intramural	60-100	Band/Choras 45	395	595 fam cap		K 1450; PreK 5200
<b>Carver</b>	06/09	90/sport	250 fam max						Free full day K
<b>Central Berkshire Reg</b>	01/09	150/sport 50% 2 <sup>nd</sup> child 0 3rd	250 max/fam/season				25 HS Parking	Contact out Free transcripts	
<b>Champion HMCS</b>									
<b>Chatham</b>									25/week Before School, No Fee for Full Day K
<b>Chelmsford</b>	10/11	300/250/200	No fam cap	100	All Activities	200	500 fam cap 200 Parking		Before and after school programs with various fees from 72 to 383/mo depending upon number and length of days.
<b>Chelsea</b>		0		0		0			
<b>Chicopee</b>		0	No Fees	0	Considering Fees	0			
<b>City on A Hill Charter</b>									
<b>Clarksburg</b>									
<b>Clinton MS</b>	07/12	150 1 <sup>st</sup> sport	475 fam cap						
<b>Codman Acad. Charter</b>									
<b>Cohasset</b>	06/13 ↑	250/1 <sup>ST</sup> sport, 250, 150	400 ind cap 900 fam max	0		180 540 fam cap	180 HS Parking		170/wk Before School-310/mo 5 day after school- 450/mo for Both Full Day K 3000 , PK 2000
<b>Concord</b>	01/17/17	50/150 cap							
<b>Concord-Carlisle</b>	01/17/17	200/sport/season	50/sport/per season at middle school 500 fam max per year	75	Middle instrumental only	50 late bus	300 student parking	Own and Operate \$6/package for seniors; \$2 Grads	
<b>Conway</b>									
<b>Danvers</b>	03/12	245/185/155	100 MS Sports 720 fam cap	50	100 elem fine arts	180	5 parking		
<b>Dartmouth</b>	04/14 ↓	100 sports & music/season	250 cap per person/year & 500/fam	HS 100/sem MS 100/sem	250 fam max	0		60/yr HS parking	
<b>Dedham</b>		125/sport	500 fam max			180/student <2miles	No family Cap		Full Day K 2800, PreS 5 day 2365 3 day 1470, 2 day 1050 Childcare 4.50/hour

# Massachusetts Public Schools Survey of Fees©

As of 4/16/18

<i>School District</i>	<i>Date of Last Update</i>	<i>Sports Fees</i>	<i>Details</i>	<i>Activity Fees</i>	<i>Details</i>	<i>Bus Fees</i>	<i>Details</i>	<i>Additional Comments</i>	<i>Preschool, &amp; After School Programs</i>
<b>Deerfield</b>	12/08	75/70/65		0		0		Leases buses Free transcripts	
<b>Dennis-Yarmouth</b>	06/13 ↑	100/sport	200 annual cap; 50 MS per sport	0 HS		0	50 HS Parking		No Fee Full Day K
<b>Dighton-Rehoboth</b>	10/11	160 to 235 HS	425/pers Cap; 525 fam cap MS 100/student	50 MS	50 Math/Spelling Team No fam cap	0	200 Cap 100 HS Parking-2 semesters; 50 2 <sup>nd</sup> semester only		Full day K 3500
<b>Douglas</b>		100	MS & HS 200 Indiv and 400 Family Cap						230/mo K
<b>Dover-Sherborn</b>		300/sp/yr	Family cap 1500	40	Elem 175 for instr. music	0	300 HS Parking/Sem		
<b>Dracut</b>	04/15 ↑	300/sport per	750 ice hockey 900 fam cap exclude hockey		30 to 150 Music Fees 900 Fam cap	200	k-12 900 fam cap		Free All Day and ½ Day K- Enrollment by lottery 18/day Preschool
<b>Dudley-Charlton</b>	01/17/17	150/sport	Family cap 300				100 HS Parking		800 Pre School Tuition
<b>Duxbury</b>	06/08	210/sport	800 fam cap	100	Co-curricular	270	50 HS parking		\$5/hr preschool
<b>East Bridgewater</b>	03/15 ↑	350/student/yr	400 fam max	0		300/150/50	10 HS Parking		Preschool 2 day 1,125 or 3 day 1,650 Full day kindergarten 2,700 Before & After School Care 13/day
<b>East Longmeadow</b>	07/14 ↑	149/sport	For each Sport	20	Each	270	540 fam cap		2650 K
<b>Easthampton</b>	09/08	100/sport	300 fam cap	0		200/350/450			
<b>Easton</b>	08/14 ↑	150/sport 250 hockey+	Family cap 600	125	150 band or choir 600 fam cap	0	Consideri ng parking		
<b>Erving</b>									
<b>Essex Agr Tech</b>		25/sport	No Cap						
<b>Everett</b>		0		0		0			
<b>Fairhaven</b>	07/09	0				125	250 Fam Cap		150/mo PreK
<b>Fall River</b>									
<b>Falmouth</b>	12/08	0		0		0			No Fee Full Day K
<b>Farmington River</b>		10							

# Massachusetts Public Schools Survey of Fees©

As of 4/16/18

<i>School District</i>	<i>Date of Last Update</i>	<i>Sports Fees</i>	<i>Details</i>	<i>Activity Fees</i>	<i>Details</i>	<i>Bus Fees</i>	<i>Details</i>	<i>Additional Comments</i>	<i>Preschool, &amp; After School Programs</i>
<b>Reg</b>									
<b>Fitchburg</b>	06/11	50		0		25/mo			
<b>Foxboro Reg Charter</b>									
<b>Foxborough</b>	07/13 ↑	0	No Fees	0		0			Full Day K = FREE Pre-K = \$1,300 (2 - 1/2 days) Pre-K = \$1,800 (3 - 1/2 days) Pre-K = \$2,130 (4 - 1/2 days)
<b>Framingham</b>	05/12	225/sport	900 fam cap	25		270	540 fam cap 125 HS parking		Free Full day k
<b>Francis Parker Charter</b>	09/13	275/sport							
<b>Franklin ↑↓</b>	06/13	200/sport	450 hockey, 175 track, waived at 7 <sup>th</sup> fee	50/year	Gr 6-12	325	975 fam cap/year	Leases buses 0 for transcripts	After school 20/child/day
<b>Franklin County</b>									
<b>Freetown-Lakeville</b>	03/15	300 1 <sup>st</sup> 150 2nd	375 cap	100		0	50 HS Parking		Free Full day K
<b>Frontier</b>	06/11	100/80/70							
<b>Gardner</b>	07/11	100/sport	HS & MS; 200 Ice Hockey	0		100	20 parking	Leases buses 0 for transcripts	\$800.00 per year (3 day program) \$1,066.00 per year (4 day half day program) \$1,866.00 per year (4 day full day program) FREE full day K
<b>Gateway Regional</b>		100/500					200 Parking		
<b>Georgetown</b>	06/13	475/425/375 tiers Depending upon sport with 1500 fam cap	255 MS 1500 fam cap for sports and activities	50			75 parking	Contract out 3 Free, then \$3	
<b>Gill-Montague Reg</b>									0-380 PreK
<b>Gloucester</b>	03/13	228 for most sports	MS 60 to 152 Grants/ads could reduce fees even more	85-30	HS Band/Chorus 85; K-8 music 75	90; 300 fam cap	0 parking		Summer School 126, City-run Preschool 50; MS afterschool 35/sem
<b>Gosnold</b>		0	No Fees						
<b>Grafton</b>	10/11					200 400 fam cap	200 HS Parking		225/Mo PreK
<b>Granby</b>		100	350 Cap	25					115/3 day PreK
<b>Greater Fall River Voc</b>									

# Massachusetts Public Schools Survey of Fees©

As of 4/16/18

<i>School District</i>	<i>Date of Last Update</i>	<i>Sports Fees</i>	<i>Details</i>	<i>Activity Fees</i>	<i>Details</i>	<i>Bus Fees</i>	<i>Details</i>	<i>Additional Comments</i>	<i>Preschool, &amp; After School Programs</i>
Greater Lawrence VOC		0	No Fees						
Greater Lowell Tech									
Greater New Bedford									
Greenfield	08/13	0	Fee Free Policy Since 2008	0					Free AfterSchool Programs
Groton-Dunstable	04/15	400/sp/season 100 extra for Ice Hockey + ice time	HS 1200 Family max MS 210/sp/season with a 1000 fam cap for MS	150	150 Elem Band Fee		100 HS parking		Full Day K 4,635; PreK 2.5 days 1850; 3.5 days 2625; 4.5 days 3125
Hadley									
Hamilton-Wenham	08/13 ↓	200 to 685	Funded 80% by user fees; max two fees for 3 sport athletes; family max of 3 sports fees	Net 65 after donations. Elem 50	HS Most 100% funded & others 20% funded, MS 127 to 1168; elem 110 to 183		200 HS Parking		2500 PreK 4000 K
Hampden-Wilbraham	04/14 ↑	Yes	Hockey 335, football- basketball 190, tennis etc 170, skiing 250	25			100/yr parking		PK 2 day 3yo 1000/yr; 3 day 4yo 1500/yr;; current enrolled 4yo 1200/yr
Hampshire Reg		50/120/yr	To Fund a Trainer						
Hancock									
Hanover	01/09	200/sport	375 stud cap/450 family cap	0		250 HS only			
Harvard	02/10	275-425 V/225 JV/200Mid	300 Golf, 250 Ski-Swim	60	25 voluntary if no activity elected	225/600 cap			4000 5 day ½ day
Harwich	12/08	0	No Fees	0		0			No Fee Full Day K
Hatfield	03/12	100	450 fam cap	60					
Haverhill	08/12	100/sport	600 fam cap	250	Instrumental only	0			4100 K
Heath Careers HMCS									
Hingham	06/13 ↑	325/year	625 fam max; 100 Extra for ice hockey with 800 fam cap 610 for rowing; 385/sibling more	0	100/175/200 MS activity fee 1 <sup>st</sup> , 2 <sup>nd</sup> , 3 <sup>rd</sup> child	0	30 HS Parking Srs 20 Jrs	Lease buses, own vans; HPS drivers 0 transcript fees	3000 Extended Day K
Holbrook	07/10	140/season		50	Gr 7-12	0			



# Massachusetts Public Schools Survey of Fees©

As of 4/16/18

<i>School District</i>	<i>Date of Last Update</i>	<i>Sports Fees</i>	<i>Details</i>	<i>Activity Fees</i>	<i>Details</i>	<i>Bus Fees</i>	<i>Details</i>	<i>Additional Comments</i>	<i>Preschool, &amp; After School Programs</i>
<b>Holliston</b>	05/14 ↑	200 HS 150 MS	Fam Cap 1000	HS 25	Plus 100 for each club no family cap	225, 450 fam cap	50 HS Parking		3475 K Full day 3375 PreK ½ day
<b>Holyoke</b>	06/11	0		0					
<b>Hopedale</b>	06/13 ↓	200/sport	500 fam cap per season	0		225	450 fam cap		0 for full day K 150/mo PreK; after school 16.25/day, WednesdayCare 30/day; SummerCare 240/Wk; BreakfastBrunch 9.20/Day
<b>Hopkinton</b>	05/14 ↓	135 HS & MS	Per sport/per season-No Cap	25	Per year	170; 340 fam cap	210 parking	100 daycare dropoff fee	320/mo 4 half Days PreK 4000 full day K
<b>Hudson</b>	07/14 ↑	125 250 Hockey	No cap	100	275-400 Fee for instrumental music				2 day 1230; 3 day 1695 PreK
<b>Hull</b>	09/09	200,150,100	+75 for football and ice hockey 525 indiv cap; 975 fam cap						Free full day K
<b>Ipswich</b>	03/11	400/yr	650 fam cap			250 fam cap of 500			1000 Pre K
<b>King Philip Regional</b>	06/10	285 hockey, basketball, gymnastics, golf	165 track; 215 all other sports ½ then ¼ fee for additional family members in the same season.		90 Theater 425 Marching Band, 730 Winter Guard, 510 Indoor Percussion, 120 Jazz	0	180 Parking		
<b>Lanesborough</b>									
<b>Lawrence</b>	01/08		No fees			\$13/Mo			Full Day K Free
<b>Lee</b>	08/08	50/100/200		125		0			
<b>Leicester</b>	10/09	100				150	300 fam cap 100 HS Parking		
<b>Lenox</b>	03/12	30	Combined sports and activity 150 Fam Cap						
<b>Leominster</b>	05/10	115/sport	Ice Hockey 190/student	0		100/175			Full Day K 1800
<b>Leverett</b>									
<b>Lexington</b>	02/18/18	325/sp HS; 150 var/125 JV @ MS; Elementary 75 per session, 300 for 3 sessions	650 fam cap 850 total Fam Cap;			Early Sign-up 300, fam 750; 500/1250 middle sign-up; 798/1995 after 7/1 sign-up			PreSchool 3240 10/hr/wk;4860 for 15 hr/wk; 1300 lunch brunch
<b>Lincoln</b>	01/17/17	175/sport			354-668	275, 200, 100	575 capK-6<2, gr 7-8		200/mo PreK

# Massachusetts Public Schools Survey of Fees©

As of 4/16/18

<i>School District</i>	<i>Date of Last Update</i>	<i>Sports Fees</i>	<i>Details</i>	<i>Activity Fees</i>	<i>Details</i>	<i>Bus Fees</i>	<i>Details</i>	<i>Additional Comments</i>	<i>Preschool, &amp; After School Programs</i>
<b>Lincoln-Sudbury</b>	01/17/17	365/sport	Hockey 135 extra; others from 283 to 1755; family cap equals 3 athletic fees	60	50 one time music registration	Free	300 HS Parking		
<b>Littleton</b>	11/13	200 MS & HS	550 fam max	\$50 6-12 one time, excluding some	\$25 K-5 one time	225	K-6 < 2mi & 7-12 Fam Max 675		235/mo 3 day Pre School, 260/mo 4 day PreK; 285/mo 5 day PreK; Various Before, Mid, after Programs at various costs 4057 Full Day K
<b>Longmeadow</b>	02/14 ↑	260					175 parking		Full Day K 3000
<b>Lowell</b>		0							Full Day K Free
<b>Lowell Middlesex Academy Charter</b>									
<b>Ludlow</b>	07/11	145/sport				242 538 cap	180 parking		
<b>Lunenburg</b>	02/11		555 max per student 825 3 sport 2 student family	40/year		0			1,050/yr Pre, 2000 K ext day, after school care 3/hr
<b>Lynn</b>		0	No Fees	0			0 parking		
<b>Lynnfield</b>	05/11	200/student	425 fam cap	300		0			2600 Pre K, 25/day + 5 trans
<b>MA Academy for Math &amp; Science</b>									
<b>Malden</b>	09/16	0		0		0		No Busing offered	
<b>Manchester Essex Reg</b>	09/10	450/yr	350 ice hockey				0 parking		
<b>Mansfield</b>	03/15 ↑	150/sport	500 fam cap			225	575 fam max		
<b>Marblehead</b>	07/10	340 HS/yr	150 MS/yr –fam max 480	90-180HS 100-150MS	Combined with sports 100 gr 4-6; 30 instr music for Gr 3		5- for out of town field trips		2600 afternoon kindergarten
<b>Marlborough</b>	06/16 ↓	0	SuperPass for All HS 0 activities 250 cap		250 family max	0			3400 PreK full day, 2300 half day; with scale for needy
<b>Marshfield</b>	11/14 ↓	250/student/yr	600 fam cap				25 HS Parking per 1/2 yr		3000 Full Day K
<b>Martha's Vineyard</b>	04/08	0							
<b>Masconomet Reg</b>	01/11	250-650		65-200 HS 65-100 MS					

# Massachusetts Public Schools Survey of Fees©

As of 4/16/18

<i>School District</i>	<i>Date of Last Update</i>	<i>Sports Fees</i>	<i>Details</i>	<i>Activity Fees</i>	<i>Details</i>	<i>Bus Fees</i>	<i>Details</i>	<i>Additional Comments</i>	<i>Preschool, &amp; After School Programs</i>
<b>Mashpee</b>	12/08	0	No Fees	0		0			No Fee Full Day K
<b>Maynard</b>	02/11	400HS	All sports & activities; 200 MS			245	Fam max 495	Leases buses Free transcripts	
<b>Medfield</b>	0509	225-250		25 one time for MS & HS			180/yr HS Parking		235 4 day PreK
<b>Medford</b>	06/10	175-200	500 fam cap						Full Day K Free
<b>Media &amp; Tech Charter</b>									
<b>Medway ↓</b>	04/14	225/sport	900 fam cap except lacrosse and hockey	75/50/25					2475 Full Day K Free ½ Day K
<b>Melrose</b>	15/16 ↑	Tiered 180,250, 300, &500 depending upon the cost of the sport	900 Individual Cap	MS 15 HS 35		0	0	25/student for unlimited #	1752-2500 PreK, 2600 to 6176 full day K with graduated discount for shorter days and times <93K Fam incomes, increasing; 225 Summer School Fee FREE Full day K 2013
<b>Mendon-Upton Reg</b>	08/11	425 football; 300 or 375 for others							
<b>Methuen</b>		0	No Fees	0		0			10/day PreK, 24/day after School Full Day K Free
<b>Middleboro</b>	10/13	175/350	450 fam cap			0			1850 K
<b>Milford</b>	07/08	125/sport	400 hockey, 375 fam cap, 600 fam cap with hockey						
<b>Millbury</b>	05/10						50 Parking/yr		PreSchool 2 day 115/mo or 1150/yr 3 day 160/mo or 1600/yr After School 36 and 41/week
<b>Millis</b>	06/09	220/sport	880 fam cap			314, 280	594 fam cap		275 K
<b>Milton</b>	05/13	300/sport	1500 Family Cap; Hockey 600 with 1850 Fam Cap	50/activity	150 per student cap 150 MS Combo PASS	375/seat	900 Fam Cap		3 half days 1200; 2 full days 1250; 4 full days 2500; 5 full days 3125
<b>Minuteman Reg Voc</b>									
<b>Mohawk Trail Reg</b>									
<b>Monson</b>	02/09	150/sport	600 fam max	0		210 full day/full year, payable in thirds;\$105 one way/full year, payable in thirds 17.50	45 HS parking		Pre School 12/day

# Massachusetts Public Schools Survey of Fees©

As of 4/16/18

<i>School District</i>	<i>Date of Last Update</i>	<i>Sports Fees</i>	<i>Details</i>	<i>Activity Fees</i>	<i>Details</i>	<i>Bus Fees</i>	<i>Details</i>	<i>Additional Comments</i>	<i>Preschool, &amp; After School Programs</i>
						per third/ athlete p.m. only pass \$6.00 standby emergency tickets (10)			
<b>Montachusett Reg Voc</b>							25 parking		
<b>Mt. Greylock Reg</b>		100 HS 75 MS	500 fam max	35/ act	100 HS/ 75 MS Stage Productions	0	50/sem parking		
<b>Mystic Valley Charter</b>									
<b>Nantucket</b>	11/09	100 to 150/sport							
<b>Narragansett Reg</b>		100 per Sport	300/500 fam max	25	Per year	0	15 parking		15/mo Pre
<b>Nashoba Reg</b>		150/sport HS	50/sport MS 450 individual cap	varies	Any other fees are set by individual principals		75 student parking fee		2700 K
<b>Nashoba Valley Reg</b>									
<b>Natick</b>	04/15 ↑	225/sport/season HS and MS; Hockey 400	675 family cap/year; 850 for Hockey	50 HS & MS one or more activities	175-330/sem Inst Music varies private or semi + 25 Registration fee	150/300 fam cap			PK 3da ½ 3000/yr; 4da ½ 3700/yr; Full day 6800
<b>Nauset</b>	12/08	0	No Fees	0		0			No Fee Full Day K
<b>Needham</b>	01/17/17	285/sport; 225 Club fee; 1140 fam cap	60/yr			390/790 fam cap	20 Parking		3000 Pre K
<b>New Bedford</b>						2.50-5.00 tickets			
<b>New Leadership HMCS</b>									
<b>Newburyport</b>	09/10 Tiered Fees	200-465 225-280	1300 fam cap	50		275/550	0 parking		3300 K
<b>Newton</b>	06/13 ↓	300 HS Sports	160 MS Sports 480 MS Family Cap 400 HS Hockey/Football 900 HS Family Cap 1200 All Fee Super Cap	0 HS 60 MS	150 HS Drama 150 Elementary Music	395/student 800 Family cap	310 HS parking		4503 (PreK 15Hr) 6521 (PreK 20Hr)
<b>Norfolk</b>	06/11				175 for 5 <sup>th</sup> & 6 <sup>th</sup> Gr Band	150/300 fam cap			180 Pre K, 260 K 3500 Full day K
<b>Norfolk County Agricultural HS</b>				50/yr					
<b>North Adams</b>									
<b>North Andover</b>	03/14 ↓	300 1 <sup>st</sup> , 150 2 <sup>nd</sup> ,	750 fam max per			330 - 360 with late fee	40 HS		Full Day K Free

# Massachusetts Public Schools Survey of Fees©

As of 4/16/18

<i>School District</i>	<i>Date of Last Update</i>	<i>Sports Fees</i>	<i>Details</i>	<i>Activity Fees</i>	<i>Details</i>	<i>Bus Fees</i>	<i>Details</i>	<i>Additional Comments</i>	<i>Preschool, &amp; After School Programs</i>
		75 3 <sup>rd</sup> sport	year, 100 extra for Hockey				Parking		preschool 3200
<b>North Attleboro</b>	06/15 ↑	150		100	50 theater and music 600 fam cap	300/600 fam cap	\$180 HS Parking		4000 Full Day K
<b>North Berkshire School Union 43</b>									
<b>North Brookfield</b>									
<b>North Central Charter</b>									
<b>North Middlesex Reg</b>	07/11	150/sport; ice hockey 200 extra	MS 80/sport	25		0	60 parking		90-188/mo pre, Full Day K Free
<b>North Reading</b>	07/16/16	400 1 <sup>st</sup> /200 <sup>nd</sup> +	1300 family cap	200 HS & MS	For all activities combined	400; 650 Fam Max	Gr 7-12, k-6<2		6000 Full Day PreK; 3000 ½ Day Full Day K 4250
<b>North Shore Reg Voc</b>									
<b>Northampton</b>	06/13	175 First sport/ 145 second/115 third	600 fam cap; 0 free lunch; 35/25/15 for reduced lunch	0		210/student	375 fam cap with 2 students – 490 cap with 3 or more		
<b>Northampton-Smith</b>									
<b>Northborough-Southborough Reg</b>	01/14 ↑	200/sport	No cap	50	“Tentative” general activity Fee		200 HS Parking / Yr		2100 PreK 3250 K
<b>Northbridge</b>	10/11	200/season 1 <sup>st</sup> child, 100 second	500 fam cap; additional for ice hockey, tennis, golf	25 per club	50 max per student				2 day pre K 1395; 4 day Pre K 2196 11/day Elem after school program
<b>Northeast Metro Voc</b>									
<b>Northern Berkshire Regional Voc</b>		0	No Fees	0		0			
<b>Norton</b>	03/15 ↑	250/sport	HS & MS 500/fam cap	50/activity	100 cap per student	225 450 fam cap	450 fam cap; 100 HS Parking		3000 full day K

# Massachusetts Public Schools Survey of Fees©

As of 4/16/18

<i>School District</i>	<i>Date of Last Update</i>	<i>Sports Fees</i>	<i>Details</i>	<i>Activity Fees</i>	<i>Details</i>	<i>Bus Fees</i>	<i>Details</i>	<i>Additional Comments</i>	<i>Preschool, &amp; After School Programs</i>
<b>Norwell</b>	05/08	200/sport	Sports & activity fam cap 1000	75	For activities only	250/200 450 fam cap	50 Parking		3 day PreK 2,200 4 day PreK 2,700
<b>Norwood</b>	03/12	150/season	600 Fam Cap	50 HS &MS	150 one time fine arts fee 600 fam cap	250	600 fam cap 100 SR Parking		3000 PK AM Session 2 days \$2050/yr; PK AM Session 3 days \$2650/yr; PK PM Session 3 days \$2650/yr; PK PM Session 4 days \$3200/yr; PK Extended Session 4 days/week \$5200/for 10 mo
<b>Old Colony Reg Voc</b>									
<b>Old Rochester</b>	09/12	HS 225/student/ sport	MS 25/year; 50 more for traveling teams 600 fam cap;	65 HS afterschool activities		No fees for regular bus	50 HS Parking	Leases buses 0 for transcripts	
<b>Orange</b>		0	No Fees	0		0			
<b>Oxford</b>		50/sport 100 cap/person	150/fam max/season	0		0			Various before and after school at @15-25/wk- vacation/summer @20-25/day
<b>Palmer</b>	09/10	200/sport				0	100 HS Parking/v ehicle		
<b>Pathfinder Reg Voc Tech</b>	07/16	0		0		0			
<b>Peabody</b>	03/11	150/sport	300 fam cap	0		300	600 fam cap		PreK FT 5 day 3,750, 3 day 2,270; PreK PT 5 day 1900, 3 day 1135
<b>Pembroke</b>	03/15	175/year	300 Fam Cap includes MS basketball	0		180	250 fam cap		3,500 Full Day K
<b>Pentucket Reg</b>	08/10	200 to 400	850 Ice Hockey JV & V 400 Football JV & V 1000 fam Cap	15 to 100	Fam Cap	180 Reg; 100 AM-PM; 90 Winter Pass	180 HS Parking		Extend K 3,600; 180/mo 2 day; 220/mo 3 day; 250/mo 4 day; Before/After Pgms 8.25 to 18.50/day
<b>Pioneer Valley</b>									
<b>Pioneer Valley Performing Arts Charter</b>									
<b>Pittsfield</b>	06/11	125/student/ sport	Rental fees to be raised by hockey and swim teams		50K fundraising for Fine Arts programs	180			
<b>Plainville</b>		0	No Fees	0		0			1450 PreK
<b>Plymouth</b>		100/sport// season	Includes			125/100/75	300 fam		4,000 Full Day K

# Massachusetts Public Schools Survey of Fees©

As of 4/16/18

<i>School District</i>	<i>Date of Last Update</i>	<i>Sports Fees</i>	<i>Details</i>	<i>Activity Fees</i>	<i>Details</i>	<i>Bus Fees</i>	<i>Details</i>	<i>Additional Comments</i>	<i>Preschool, &amp; After School Programs</i>
			cheerleading - No Fam Max				max; disc. for prepayment		
<b>Prospect Hill Charter</b>									
<b>Provincetown</b>	12/08	0	No Fees	0		0			12.50 AM, 7.50 PM PreK No Fee Full Day K
<b>Quabbin</b>									
<b>Quaboag Reg</b>	12/08	75/sport	225 fam max	25			50/yr parking	Leases buses 0 for transcripts	
<b>Quincy</b>	05/13	100/sport	150 HS Football and Lacrosse; 300 Hockey; 750 Fam Cap 40/sport MS	20		200/student	400 Fam Cap		Free full day K
<b>Ralph C. Mahar</b>									
<b>Randolph</b>	07/08	0	No Fees			0			
<b>Reading</b>	09/12	215/sport	450 student, 750 fam cap	50-176 50 MS	175 Band/jazz	365	No busing over Gr 6 650 fam cap		Full Day K 4,000 240 PreK
<b>Revere</b>		0	100 in May 03 – Repealed Aug 03	0		0	Considering Advert		
<b>Richmond</b>									
<b>Rockland</b>	04/14	180	Per year/ 330/fam	50	Per year	250	400 fam cap		1000/yr Peer Model PreK, Free Full Day K
<b>Rockport</b>	02/09	300/yr	350 HS Hockey, 250 MS on HS Team, 200 MS Intramurals, 200 Winter Cheering, 105 floor hockey intramurals			100	250 fam cap 0 parking		
<b>Sabis International Charter</b>									
<b>Salem</b>	08/08	200/yr	350 fam max	25/ activity		250/400 150 one way	Saved 7 teachers 0 parking		
<b>Sandwich</b>	02/15 ↓	150/student/ season	50 intramural sports, 600 Fam Cap	80	250 Gr 5-8 Instrumental music	100	100 HS Parking Fee		Free Full Day K

# Massachusetts Public Schools Survey of Fees©

As of 4/16/18

<i>School District</i>	<i>Date of Last Update</i>	<i>Sports Fees</i>	<i>Details</i>	<i>Activity Fees</i>	<i>Details</i>	<i>Bus Fees</i>	<i>Details</i>	<i>Additional Comments</i>	<i>Preschool, &amp; After School Programs</i>
<b>Saugus</b>	06/15 ↑	350/most sports; 400 football & hockey 250 free/300 reduced lunch	250 Spring/sport MS No Family Cap Available for Sports All sports reduced 35 retro for 2013-2014	ES 35, MS 50, HS 100	75 MS student cap 150 HS student cap	360 no cap	25 HS parking fee		1800 All Day K, 1450 PreK, 1120 New Beginnings, , 17/day after school
<b>Scituate</b>	08/10	300/sport 900 fam cap	Jr High 50/100	200 HS 100 MS	Includes sports 500 fam cap	240	460 fam cap 120 HS Parking		Full Day K 2800
<b>SE Reg Voc</b>		0	No Fees	0		0			
<b>Seekonk</b>	04/14								
<b>Sharon</b>	04/12	275/200/75 Sport	750 fam cap			540 twice a day 370 one way	fam cap 144 Parking		½ day PreK 5 day 2955; 3 day 1775; 4 day 2365; Full day 5 day PreK 7150 3285 full day K
<b>Shawsheen Valley Reg Voc</b>	06/13 ↑						10/sticker		
<b>Shrewsbury</b>	07/15 ↑	300/sport	900 fam cap	100HS 50MS	300 fam cap HS 150 fam cap MS	275	550 fam cap		Pre-K: 2 half-day session \$2,049/year 3 half-day session \$2,663/year 4 half-day session \$3,210/year 5 half-day session \$3,298/year 4.5 full-day session \$6,610 4000 Full Day K
<b>Shutesbury</b>									
<b>Silver Lake</b>	02/09	150/student	Ath+Act combo fee; no cap	30	Drama only if no other act	0	10 park sticker		Free full day K
<b>Somerset Berkley Regional SD</b>	04/15	0	No Fees	0		0			
<b>Somerville</b>	12/09		No Fees						Free PreK
<b>South Hadley</b>	09/13 ↑	100/sport	125 football and hockey			125	150 combo parking/b us fee		Free PreK; after school fees vary
<b>South Middlesex Reg Voc</b>									
<b>South Shore Charter</b>									
<b>South Shore Voc</b>		0	No Fees	0		0			
<b>Southborough</b>									2100 PreK, 2000 K



# Massachusetts Public Schools Survey of Fees©

As of 4/16/18

<i>School District</i>	<i>Date of Last Update</i>	<i>Sports Fees</i>	<i>Details</i>	<i>Activity Fees</i>	<i>Details</i>	<i>Bus Fees</i>	<i>Details</i>	<i>Additional Comments</i>	<i>Preschool, &amp; After School Programs</i>
<b>Southbridge</b>		0	No Fees	0		0			
<b>Southeastern Reg Voc</b>									
<b>Southern Berkshire Reg</b>									
<b>Southern Worcester Voc</b>									
<b>Southwick-Tolland</b>		100	Per sport/per student/per year	0			100/yr HS Parking or 50/semester		2,500 full day kindergarten
<b>Spencer- East Brookfield</b>	12/08	125-250/sport 600 family Cap			175 Marching Band		50 HS Parking	Private bus co \$2 per transcript	Full Day K Free
<b>Springfield</b>	08/07	0							
<b>Stoneham</b>	10/16 ↓	300/sport	900 fam cap			0	No bus service		Full Day K FREE, 2300 PreK
<b>Stoughton</b>	01/17 ↑	200/yr 100 extra for hockey	HS - Onetime fee; no cap	Yes	100-50-0 HS, 30 MS after school Music only	360/student	60 sr first	0 transcripts	Free full day K
<b>Sturgis Charter</b>									
<b>Sudbury</b>	12/11	195 then 95		50 HS	MS 30/activity	350/635 fam cap			3000 PreK
<b>Sunderland</b>									160/mo PreK
<b>Sutton</b>	09/08	200/sport	400 cap/student			180/360 fam cap			
<b>Swampscott</b>	06/11	250/sport HS	70/sport MS 1250 fam cap	50/activity	100 MS 275 max	0	100 parking	\$3/transcript	245/mo PreK
<b>Swansea</b>	06/12			0		0			Free Full Day K
<b>Tantasqua</b>		0	No Fees	0		0			
<b>Taunton</b>	02/06/18	150/st/year	No fam max						Pre & after school 10.25/day; Max Full time pre 25/day; both income sliding scale
<b>Tewksbury</b>	05/13	150/sport	600 HS Fam Cap	HS \$75/activity MS \$30/activity Elem. (Gr. 5/6) \$30/activity	No Cap - Academic Clubs excluded From Fee (e.g. NHS & DECA)	0	50/pass/year Parking	0	Preschool - \$150/mo for 3 days/week Preschool -\$98/mo for 2 days/week After School - \$65/students/week Before School - \$37.50/student/week Full-day KDG - \$4,000/student/year
<b>Tri-County RVTSD</b>		0		50/yr					
<b>Triton Regional</b>	04/12	350/sport	1750 fam cap	50/100			\$1/day		2950 K

# Massachusetts Public Schools Survey of Fees©

As of 4/16/18

<i>School District</i>	<i>Date of Last Update</i>	<i>Sports Fees</i>	<i>Details</i>	<i>Activity Fees</i>	<i>Details</i>	<i>Bus Fees</i>	<i>Details</i>	<i>Additional Comments</i>	<i>Preschool, &amp; After School Programs</i>
							HS parking		
<b>Truro</b>	12/08			10-15/act	Cover costs only				23/wk PreK, No Fee Full Day K
<b>Tyngsboro</b>	09/12	300/200/100 HS 225 MS	Included activities, 800 hockey Non-Athletes 100 for activities and entrance to games, etc.	75/act HS & MS	25 extra for MS Theater Additional Production	200 500 fam cap	225 Parking – reduces for part yr		Full Day K 2,950 PreK 5 day Full Day 540/mo
<b>Upper Cape Tech</b>		0		0		0	Fee for buildings and grounds		
<b>Uxbridge</b>	09/09	75/sport							950-1100 PreK
<b>Wachusett</b>	09/13 ↑	250/sport	Middle 50	0		260			
<b>Wakefield</b>	09/12	260	780 Cap	100	260 marching band 70 Instrumental music	300			4000K
<b>Walpole</b>	02/15	200/sport	500 individual cap 1000 fam cap	30/semester	Covers all activities	250 550 Fam Cap	200 HS Parking		3800 Full Day K 2136 to 4578 various PreK
<b>Waltham</b>			No Fees	0		0			
<b>Ware</b>	07/10	100/sport	No cap	10	6-8 week sessions	5	Parking sticker/yr		
<b>Wareham</b>	04/14 ↑	100-250	500 fam cap	25		0			
<b>Watertown</b>	05/11	175 Sports & Clubs Combo/YR		25	If not student athlete 25 MS	270			6500 PreK
<b>Wayland</b>	02/17 ↑	300;1750 Hockey	MS 125	0	150/yr Elem Instrumental Music	350 850-1000 fam cap	220 HS parking		K 3500; After School 1222- 8620/yr
<b>Webster</b>	08/07	0	Soccer/Band Boosters raised 50% Uniforms			0			
<b>Wellesley</b>	03/15	230	150 MS	150 HS & MS each	No fam cap Extra 100 band/orchestra	521 HS; 1142 fam cap	300 HS Parking		5200 Pre
<b>West Boylston</b>	05/08	225/sport	500 fam max			200	400 fam cap 150 Parking		230 PreK
<b>West Bridgewater</b>	03/10	100/yr		0	N/A for self sufficient organizations	0	90 one way option		5/hour Surround Care 3000/yr Full Day K

# Massachusetts Public Schools Survey of Fees©

As of 4/16/18

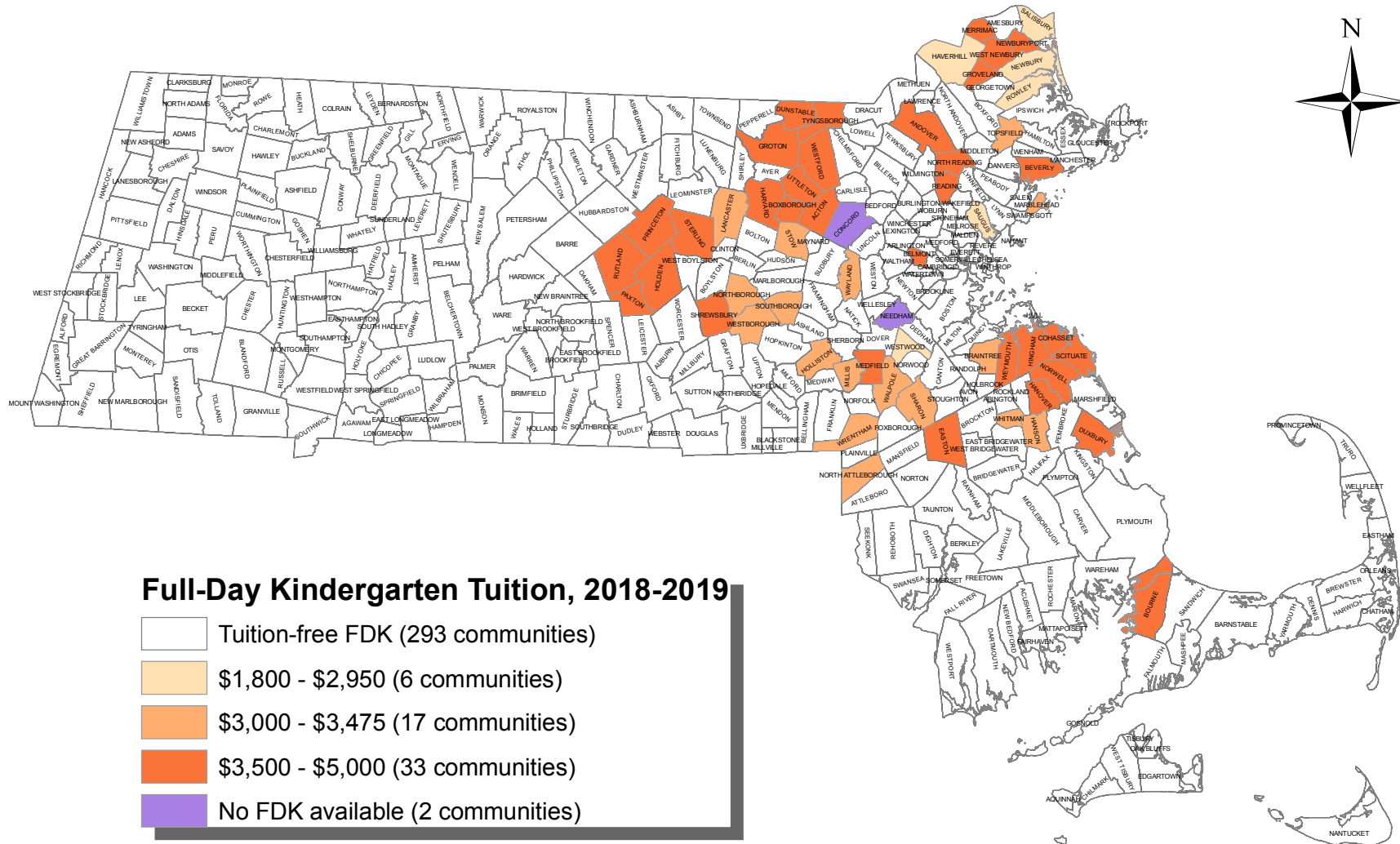
<i>School District</i>	<i>Date of Last Update</i>	<i>Sports Fees</i>	<i>Details</i>	<i>Activity Fees</i>	<i>Details</i>	<i>Bus Fees</i>	<i>Details</i>	<i>Additional Comments</i>	<i>Preschool, &amp; After School Programs</i>
<b>West Springfield</b>	03/11	50 or 60 for most	100 football, 300 skiing & ice hockey; 300 fam max excluding ice hockey & skiing				30 Parking		
<b>Westborough</b>	05/13	200 HS & 150 MS	One fee covers all sports & activities, Fam cap of 400	200 HS & 150 MS	Combined Sports and Activity Fee	0			2625/3 half day 3500/4 half day PreK 3400 K all day
<b>Westfield</b>	06/09	85	150 fam cap				20 HS Parking		
<b>Westford</b>	07/16 ↑	275 HS 240 MS/Sport	No fam cap	50/yr HS and MS	235 Gr 3-5 Band + Inst,	225 600 fam Cap Or 50 late bus	50 HS Parking, Sr only		4200 Full Day K
<b>Weston</b>	01/12	0		0		0			7400 Pre School
<b>Westport</b>	06/15/17	175/sport HS 175 Cheerleader Fee 800 coop ice hockey	500 fam cap/yr	25/activity		HS 200	400 fam cap; 50 parking	Leases buses \$3 after 5 free	No Half Day PreSchool 2 day 307/mo / 3-day 441 /mo
<b>Westwood</b>	04/08	300/sport	900 fam max		25 MS activity fee	180/360/450	180/yr parking		
<b>Weymouth</b>	09/14 ↑	200/sport 400 ice hockey		50		235, 235, 120 Gr 7 <sup>th</sup> & 8 <sup>th</sup> 590 Fam Cap	100 HS parking		36/day preK childcare, 48/toddler
<b>Whitman-Hanson</b>	06/10	250 1 <sup>st</sup> sport, then 50 each additional	600 fam cap	0		0			
<b>Whittier Voc Tech</b>	04/09	200/sport	400 cap						
<b>Williamstown</b>									5098 PreK
<b>Wilmington</b>		0	No Fees	0		0			2100 PreK
<b>Winchendon</b>	09/08	245 270 football	345 Ice Hockey; 200 each additional child	0		0			
<b>Winchester</b>	09/12	290/sport	950 fam cap per year 500 skiing	350/400	350 Elem Instrumental Music	525	920 fam cap; 20% higher if after 7/31		2500 Full day K, 1500 3 day; 3000 PreK per student 2.75 Type A Lunch
<b>Winthrop</b>	06/14	225/sport HS	500 student cap 750 Fam Cap	100/year intramural	For unlimited activities				Full Day K Free
<b>Woburn</b>		0	No Fees	0		0			Full Day K Free
<b>Worcester</b>									
<b>Wrentham</b>	05/15 ↑	75 Basketball		100	Inst music, 90 theater	125	300 fam cap		2 d/wk ½ 1650; 3 d/wek ½ 2150; Full Full Day K 3250

## Massachusetts Public Schools Survey of Fees©

As of 4/16/18

<i>School District</i>	<i>Date of Last Update</i>	<i>Sports Fees</i>	<i>Details</i>	<i>Activity Fees</i>	<i>Details</i>	<i>Bus Fees</i>	<i>Details</i>	<i>Additional Comments</i>	<i>Preschool, &amp; After School Programs</i>
------------------------	----------------------------	--------------------	----------------	----------------------	----------------	-----------------	----------------	----------------------------	-----------------------------------------------

## Tuition Rates for Full-Day Kindergarten by City/Town, 2018-2019 School Year



## Tuition Rates for Full-Day Kindergarten (FDK) in Massachusetts

FDK tuition 2018-2019 school year		FDK enrollment 2017-2018 school year	
Districts charging tuition for FDK	45	Percent of kindergarten students in FDK	95.8
Average tuition: \$3,538		Number of districts offering kindergarten*	317
Tuition range: \$1,800–\$5,000		At least one FDK classroom	315
		Half-day kindergarten only	2 (Concord, Needham)
		<i>*Includes charter schools</i>	
		FDK districts offering:	
		District-wide FDK	277
		Partial FDK, not district-wide	38

District	Tuition for 2018-2019 school year
Acton	\$4,500
Andover	\$3,975
Belmont	\$3,500
Beverly	\$3,600
Bourne	\$3,500
Boxborough	\$4,500
Braintree	\$3,000
Cohasset	\$3,500
Duxbury	\$4,000
Easton	\$3,500
Groton-Dunstable	\$5,000
Hanover	\$3,750
Harvard	\$3,750
Haverhill	\$2,000
Hingham	\$3,650
Holliston	\$3,475
Littleton	\$4,000
Marblehead	\$3,430
Medfield	\$3,500
Millis	\$3,150
Nashoba RSD	\$3,250
Newburyport	\$3,800
North Attleborough	\$3,000

District	Tuition for 2018-2019 school year
North Reading	\$4,250
Northborough	\$3,250
Norwell	\$4,000
Pentucket	\$3,800
Reading	\$4,450
Saugus	\$2,700
Scituate	\$3,500
Sharon	\$3,100
Shrewsbury	\$3,600
Southborough	\$3,475
Topsfield	\$3,400
Triton RSD	\$2,950
Tyngsborough	\$3,750
Wachusett	\$3,500
Walpole	\$3,400
Wayland	\$3,400
Westborough	\$3,400
Westford	\$4,200
Westwood	\$1,800
Weymouth	\$3,500
Whitman-Hanson	\$3,200
Wrentham	\$3,250

Source: Strategies for Children tuition analysis, June 2018

For more information, contact Titus DosRemedios, director of research and policy,  
617-330-7387 or [tdosremedios@earlyeducationforall.org](mailto:tdosremedios@earlyeducationforall.org)

SHREWSBURY PUBLIC SCHOOLS

FEE INFORMATION

	Fee History						FY20 Scenarios			
	FY16	FY17	FY18	FY19 est	% Diff		0%	3.3%	6.7%	10%
Busing Fee	\$ 250	\$ 275	\$ 275	\$ 300	9%		\$ 300	\$ 310	\$ 320	\$ 330
	Total estimated revenue				\$ 712,000		Additional estimated revenue below:			
							\$ -	\$ 23,496	\$ 47,704	\$ 71,200

		Fee History						FY20 Scenarios			
		FY16	FY17	FY18	FY19 est	% Diff		0%	1.6%	3.2%	4.8%
Athletics Fee		\$ 290	\$ 300	\$ 300	\$ 310	3%		\$ 310	\$ 315	\$ 320	\$ 325
[Coaching salary rates under negotiation]		Total estimated revenue				\$ 348,000		Additional estimated revenue below:			
								\$ -	\$ 5,568	\$ 11,136	\$ 16,704

	Fee History						FY20 Scenarios			
	FY16	FY17	FY18	FY19 est	% Diff		0%	2.0%	3.0%	4.0%
Preschool Tuition (Tuition rates vary by program for 3,4, and 5-day programs. This example shows 3 days/wk example. )	\$ 2,466	\$ 2,663	\$ 2,663	\$ 2,743	3%					
[Teacher salary rates under negotiation]	Total estimated revenue		\$ 575,000				Additional estimated revenue below:			
	\$ -	\$ 11,500	\$ 17,250	\$ 23,000						

	Fee History									
	FY16	FY17	FY18	FY19 est	% Diff		FY20 Scenarios			
							0.0%	-10%	-25%	-33%
Full-Day Kindergarten Tuition In a "step-down" plan to make tuition free with opening new Beal School in 2021-2022	\$ 3,700	\$ 4,000	\$ 4,000	\$ 3,600	-10%		\$ 3,600	\$ 3,240	\$ 2,700	\$ 2,400
		Total estimated revenue		\$ 598,000			243	243	243	243
			Students	208						
							Based on net 78% enrollees at full-pay			
							\$ 682,344	\$ 614,110	\$ 511,758	\$ 454,896

Areas shaded in blue represent original FY20 budget assumptions.



## **SHREWSBURY PUBLIC SCHOOLS SCHOOL COMMITTEE MEETING**

ITEM NO: **VIII. Old Business**

MEETING DATE: **3/13/19**

**A. Extended School Care Tuition & Financial Aid Model: Vote**

### **BACKGROUND INFORMATION:**

At the School Committee meeting on February 27, 2019, Ms. Karen Isaacson, Director of Extended Learning, presented a report on the fiscal status of the program. Ms. Isaacson recommended a 3.5% tuition increase and using lunch subsidy eligibility as a proxy for financial need - with student eligibility for reduced-price lunch providing a 60% discount, and eligibility for free lunch providing an 80% discount - for FY20.

### **ACTION RECOMMENDED:**

That the Committee vote to approve the recommended 3.5% increase to Extended School Care tuition effective in Fiscal Year 2020.

That the Committee vote to approve the recommended change to the Extended School Care financial aid model for FY20, so that aid is provided by discounting the tuition rate by 60% for students who are eligible for reduced-price lunch and by 80% for students who are eligible for free lunch.

### **STAFF AVAILABLE FOR PRESENTATION:**

Dr. Joseph M. Sawyer, Superintendent of Schools

Mr. Patrick Collins, Assistant Superintendent for Finance and Operations





## **SHREWSBURY PUBLIC SCHOOLS SCHOOL COMMITTEE MEETING**

ITEM NO: **VIII. Old Business**

MEETING DATE: **3/13/19**

B. Memorandum of Understanding with Shrewsbury Federal Credit Union for Partnership to Fund the Colonial Connections Program: Vote

### **BACKGROUND INFORMATION:**

The School Committee's 2018-2022 Strategic Priorities & Goals represent an ambitious agenda to build partnerships with local businesses and institutions of higher education. The district administration made a proposal to Shrewsbury Federal Credit Union (SFCU) that it become the signature sponsor that would support the development of a program titled "Colonial Connections." This sponsorship would include \$400,000 of funding over five years that would support the purchase of a van that would provide transportation for students to access learning experiences outside of school; funds for various activities, speakers, and/or materials that would support career awareness and "real-world" learning; and the initial funding for the Assistant Superintendent for Community Partnerships & Well-Being position that was proposed last year but not included in the final budget. The proposed memorandum of understanding between the Shrewsbury Public Schools and Shrewsbury Federal Credit Union was unanimously approved by SFCU's Board of Directors, reviewed by the district's legal counsel, and presented to the Committee at the February 27, 2019 meeting.

Dr. Sawyer will present perspective regarding the potential impact of this program at the meeting.

### **ACTION RECOMMENDED:**

That the School Committee vote to approve the memorandum of understanding between Shrewsbury Public Schools and Shrewsbury Federal Credit Union regarding Shrewsbury Federal Credit Union becoming the signature sponsor of the Colonial Connections program and to approve the receipt of \$400,000 over fiscal years 2020 through 2024 as delineated in the memorandum of understanding.

### **STAFF AVAILABLE FOR PRESENTATION:**

Dr. Joseph M Sawyer, Superintendent of Schools

Mr. Patrick C. Collins, Assistant Superintendent for Finance & Operations



## **Memorandum of Understanding**

### **Colonial Connections Project**

The Colonial Connections Project will be the method by which the Shrewsbury Public Schools will endeavor to meet the following strategic goals under the district's strategic priority of *Connected Learning for a Complex World*:

- Build community partnerships with businesses, institutions, and individuals in order to increase access to experiential learning and career awareness and to enhance learning in the STEAM fields (science, technology, engineering, the arts, and mathematics)
- Provide opportunities that help students develop independence after graduation, including exposure to career choices

In order to meet these goals, our school district needs to develop three key elements of capacity:

- 1) A leadership role that can devote time and attention to establishing and nurturing partnerships with local businesses and other institutions (higher education, non-profits)
- 2) The ability to transport small groups of students off site for “real-world” learning experiences
- 3) Funding for special events, communications, and associated equipment and supplies

The Colonial Connections Project is a bridge between Shrewsbury Public Schools and the business community that provides opportunities for our students to develop real-world skills and career awareness in order to prepare them for future success beyond their education and to help them decide on their higher education and career paths.

### **Benefits for SFCU**

- Designated and named as the “Signature Sponsor” of this innovative program and school-business partnership
- Significant brand exposure through exclusive on-vehicle advertising with SFCU logo on van to be used for program transportation
- Commitment to host Colonial Connections business partnership meetings at SFCU, bringing many local business leaders through SFCU's doors on a regular basis.

### **Benefits for SFCU (continued)**

- Dedicated and lead presence on program website with SFCU click-through logo
- Dedicated presence with SFCU click-through logo on email blasts regarding Colonial Connections news sent to the families of over 6,200 students
- Ongoing mentions/credits on social media posts made by the Colonial Connections program

### **Benefits for SPS**

In return for the above, SFCU agrees to the following commitment over a five-year period in the form of annual gifts to the Shrewsbury Public Schools, totaling \$400,000 in a declining contribution schedule:

Fiscal Year	Contribution from SFCU	Use of funding
FY 2020	\$200,000	<ul style="list-style-type: none"><li>• Purchase van for Colonial Connections transportation of students to offsite, real-world learning opportunities (\$45,000)</li><li>• Fund addition of Assistant Superintendent for Community Partnerships &amp; Well-Being (\$145,000)</li><li>• Colonial Connections activities (\$10,000) (e.g., career fair, learning project curriculum materials, career &amp; parent night keynote speakers, etc.)</li></ul>
FY 2021	\$93,000	<ul style="list-style-type: none"><li>• Assistant Superintendent for Community Partnerships &amp; Well-Being position offset (\$85,000)</li><li>• Colonial Connections activities (\$8,000) (e.g., career fair, learning project curriculum materials, career &amp; parent night keynote speakers, etc.)</li></ul>
FY 2022	\$57,000	<ul style="list-style-type: none"><li>• Assistant Superintendent for Community Partnerships &amp; Well-Being position offset (\$50,000)</li><li>• Colonial Connections activities (\$7,000)</li></ul>
FY 2023	\$33,000	<ul style="list-style-type: none"><li>• Assistant Superintendent for Community Partnerships &amp; Well-Being position offset (\$30,000)</li><li>• Colonial Connections activities (\$3,000)</li></ul>
FY 2024	\$17,000	<ul style="list-style-type: none"><li>• Assistant Superintendent for Community Partnerships &amp; Well-Being position offset (\$15,000)</li><li>• Colonial Connections activities (\$2,000)</li></ul>

## **Term**

The term of this partnership understanding is July 1, 2019 through June 30, 2024.

## **Successor Understanding**

Both parties will express their intent to make a successor understanding no later than October 1, 2023 so as to ensure for continuity of the program and provide adequate time for budget building for each party. Shrewsbury Federal Credit Union has the right of first refusal to maintain its designation as the “Signature Sponsor” to make a successor understanding with the Shrewsbury Public Schools for the Colonial Connections Project subject to negotiations between the two parties. This right of first refusal must be exercised and result in a successor understanding by December 1, 2023 so as to ensure continuity of the program and ensure budget resources are available.

## **Ownership Rights for Vehicle, Equipment, Supplies**

All equipment, supplies, and the Colonial Connections vehicle purchased using funds donated by the Shrewsbury Federal Credit Union will be sole property of the Town of Shrewsbury under the management of the School Department.

## **Right to Seek Other Business Sponsors/Partnerships and Supplemental Funding**

The Shrewsbury Public Schools retains its right to seek additional business partners, funding, and in-kind good/services from other donors to operate the Colonial Connections Program. However, SFCU will maintain its status as the named “Signature Sponsor”.

## **School District Commitment to the Colonial Connections Program**

The school district agrees to fund the balance of program costs to maintain the continuity of the program subject to annual appropriation.

## **Indemnification and Hold Harmless Agreement**

Each party shall defend, indemnify, and hold harmless the other party, including affiliates and each of their respective officers, directors, shareholders, employees, representatives, agents, successors and assigns from and against all claims against one another or of third parties, and all associated losses, related to the Colonial Connections Program, to the extent permitted by law.

## **Termination of Understanding**

This Understanding may be terminated by either party provided that they give the other party one (1) year’s notice in writing.

## **Sole and Entire Understanding**

This Memorandum of Understanding represents the entire and sole understanding between both parties for the Colonial Connections Project partnership and all of its binding terms.

By signing below, I certify that the governing board of my organization has approved this understanding and the entirety of its terms and conditions.

\_\_\_\_\_  
Jason Palitsch, Chairperson  
Shrewsbury School Committee

\_\_\_\_\_  
Thomas Josie, Chairperson  
Shrewsbury Federal Credit Union

\_\_\_\_\_  
Date

\_\_\_\_\_  
Date



**SHREWSBURY PUBLIC SCHOOLS  
SCHOOL COMMITTEE MEETING**

ITEM NO: **IX. New Business**

MEETING DATE: **3/13/19**

BACKGROUND INFORMATION:

ACTION RECOMMENDED:

STAFF AVAILABLE FOR PRESENTATION:



**SHREWSBURY PUBLIC SCHOOLS  
SCHOOL COMMITTEE MEETING**

ITEM NO: **X. Approval of Minutes**

MEETING DATE: **3/13/19**

**BACKGROUND INFORMATION:**

The minutes are enclosed.

**ACTION RECOMMENDED:**

That the Committee vote to approve the minutes from the School Committee Meeting held on February 27, 2019.

**STAFF AVAILABLE FOR PRESENTATION:**

Mr. Jason Palitsch, Chairperson

Ms. Sandra Fryc, Secretary

**SHREWSBURY PUBLIC SCHOOLS  
100 MAPLE AVENUE  
SHREWSBURY, MASSACHUSETTS**

**MINUTES OF SCHOOL COMMITTEE MEETING**

**Wednesday, February 27, 2019**

Present: Mr. Jason Palitsch, Chairperson; Ms. Erin Canzano, Vice Chairperson; Ms. Sandy Fryc, Secretary; Mr. Jon Wensky; Dr. B. Dale Magee; Mr. Patrick Collins, Assistant Superintendent for Finance and Operations; Ms. Amy B. Clouter, Assistant Superintendent for Curriculum & Instruction; Ms. Barb Malone, Director of Human Resources; and Dr. Joseph Sawyer, Superintendent of Schools.

A complete audio/visual recording of this meeting is available on the Shrewsbury Public Schools website.

The meeting was convened by Mr. Palitsch at 7:01 pm.

**I. Public Participation**

None.

**II. Chairperson's Report & Members' Reports**

None.

**III. Superintendent's Report**

Dr. Sawyer noted that students from the 8 White team at Oak Middle School would be displaying a poetry and art project at Shrewsbury Public Library starting March 6, 2019; tickets for the annual Shrewsbury High School (SHS) musical, *Seussical the Musical*, were available for sale; and a screening of a documentary about the dangers of mixing prescription medication with alcohol, "If They Had Known," would be held on March 21 at the SHS auditorium at 6:30 PM.

**IV. Time Scheduled Appointments:**

**A. SHS Student Advisory Committee: Report**

SHS students Prisha Singh (Chairperson), Erica Hanlon, Paulina Hruskoci, Sophia Peng, and Max Evers gave a report that included information on extracurriculars (noting a number of successes in sports and other activities, including Ms. Hruskoci receiving the annual New England District Student of the Year Award in Speech and Debate); how SHS students engage with the community; and a wide variety of school events.

The students and Mr. Todd Bazydlo, SHS Principal, answered follow up questions from the Committee on a recent school council leadership summit, the number of students in the



Work-Study Program (35 in semester one; 38 in semester two), and successful prior fundraising events.

### **B. School Start Time Research: Student Report & Discussion**

Mr. Palitsch noted that this agenda item was postponed to a future meeting.

### **C. Extended School Care Program: Report & Tuition Recommendation**

In her report, Ms. Karen Isaacson, Director of Extended Learning, provided detailed information on program participation and growth, value to the community, and current enrollment/staffing ratios; a financial update; factors that impact expenses; a comparison of FY20 budget projections including/not including proposed tuition increase of 3.5% (based on a wage increase of 1.5%); rate history, recommendations, and comparisons to local communities; and financial aid information that included proposed changes to realign reduced fees for the program with the free and reduced lunch program.

Mr. Palitsch advised that a vote on proposed changes for FY20 would be held at a future School Committee meeting. Ms. Isaacson provided additional information on employee demographics and benefits, funding for the program, Early Release day expenses, wait lists, and the online pay program. Dr. Sawyer added that he supports a vote in favor of the recommendations for FY20 around tuition and wage increases and realigning financial aid relative to subsidies, and noted that opening the new Beal School will provide space for more students to participate in the program in the future.

### **V. Curriculum**

None.

### **VI. Policy**

#### **A. School Year Calendar for 2019-2020: Vote**

Mr. Palitsch advised that a draft school calendar was presented to the Committee at the meeting on February 13, 2019, and posted afterwards for public viewing and comment. It was noted that no feedback had been received by the Committee or Dr. Sawyer regarding the proposed calendar.

On a motion by Dr. Magee, seconded by Ms. Canzano, the Committee voted unanimously to approve the proposed 2019-2020 School Year Calendar.

### **VII. Finance & Operations**

#### **A. Fiscal Year 2020 Special Education Budget: Report**

In her report, Meg Belsito, Assistant Superintendent for Student Services, gave detailed information for the current school year on areas of focus and co-teaching (with data illustrating student successes); student demographics relative to Section 504 Accommodation Plans and

Individualized Educational Programs; and placement options for students. She went on to provide current and projected FY20 budget information on Circuit Breaker funding, out of district placements and tuitions (with input from Mr. Collins), transportation, and extended school year costs. Ms. Belsito also provided sample data from the Massachusetts Department of Public Health grant relative to behavioral and mental health and priority student populations; proposed tiered personnel recommendations; and described partner resources and programming in the community.

In response to questions from the Committee, Ms. Belsito provided additional information on the co-teaching model and associated training, active referrals for Special Education services (83 as of February 2019), and calculating the Proportionate Share of grant funds for parentally-placed students who attend private schools in Shrewsbury regardless of where they live. Dr. Sawyer commended Ms. Belsito's leadership and noted the great importance of, and challenges around, providing educational equity for all students.

#### **B. Fiscal Year 2019 Budget Update: Report**

In his update on the FY19 budget, Mr. Collins provided detailed information by category and highlighted areas where there was a variance of 5% or greater, and projected a year-end surplus of \$1.7 million, which represents 2.6% of the School Department appropriated budget. Mr. Collins also provided additional information on fluctuations in vocational technical school enrollment and tuitions in response to questions from the Committee.

### **VIII. Old Business**

None.

### **IX. New Business**

#### **A. Memorandum of Understanding with Shrewsbury Federal Credit Union for Partnership to Fund the Colonial Connections Program: Vote**

Dr. Sawyer provided information on a proposed multi-year partnership with Shrewsbury Federal Credit Union (SFCU) to sponsor a "Colonial Connections" program that would align with the district's strategic priority and goals around connected learning for a complex world. Dr. Sawyer detailed the use of sponsorship funds by fiscal year and amount, noted SFCU's Board of Directors recently voted in support of the proposed Memorandum of Understanding (MOU), and detailed next steps that included a future School Committee vote on the proposal.

Committee members expressed their appreciation to SFCU for the proposed sponsorship, noting it would address critical needs in the district. They also requested additional details to be provided at a future meeting regarding different components of the program, particularly the proposed assistant superintendent position that would be subsidized through the partnership, and expressed concerns about the fiduciary aspects of the proposal relative to sustainability and future funding of this position proposed in the agreement.

## **X. Approval of Minutes**

Without objections from the Committee, the minutes from the School Committee Meeting held on February 13, 2019 were accepted as distributed.

## **XI. Executive Session**

**A. For the purpose of collective bargaining with cafeteria workers**

**B. For the purpose of collective bargaining with the Shrewsbury Education Association**

**C. For the purpose of reviewing, approving, and/or releasing executive session minutes**

Mr. Palitsch requested a motion to adjourn to Executive Session for the purpose of collective bargaining with cafeteria workers and for the purpose of collective bargaining with the Shrewsbury Education Association, where deliberation in an open meeting may have a detrimental effect on the bargaining position of the public body; and for the purpose of reviewing, approving, and/or releasing executive session minutes, and return to Open Session only for the purpose of adjourning for the evening. On a motion by Ms. Canzano, seconded by Dr. Magee, on a roll call vote: Dr. Magee, yes; Mr. Wensky, yes; Ms. Fryc, yes; Ms. Canzano, yes; and Mr. Palitsch, yes, the School Committee voted to adjourn to executive session at 9:05 pm.

## **XII. Adjournment**

On a motion by Dr. Magee, seconded by Ms. Canzano, the committee unanimously agreed to adjourn the meeting at 9:46 PM. Roll call votes were as follows: Dr. Magee, yes; Ms. Canzano, yes; Mr. Wensky, yes; Ms. Fryc, yes; and Mr. Palitsch, yes.

Respectfully submitted,

Elizabeth McCollum, Clerk

Documents referenced:

1. Student Advisory Committee Report Agenda
2. Extended School Care Report
3. Extended School Care Slide Presentation
4. Draft 2019-2020 School Calendar
5. FY20 Special Education Budget Report
6. FY20 Special Education Budget Slide Presentation
7. FY19 Budget Update Report
8. Proposed SFCU Colonial Connections MOU
9. Proposed SFCU Colonial Connections MOU Slide Presentation
10. Set(s) of minutes as referenced above





**SHREWSBURY PUBLIC SCHOOLS  
SCHOOL COMMITTEE MEETING**

ITEM NO: **XI. Executive Session**

MEETING DATE: **3/13/19**

- A. For the purpose of collective bargaining with cafeteria workers**
- B. For the purpose of collective bargaining with the Shrewsbury Education Association**
- C. For the purpose of reviewing, approving, and/or releasing executive session minutes**

**BACKGROUND INFORMATION:**

Executive session is warranted for these purposes.

**ACTION RECOMMENDED:**

That the School Committee enter into executive session for the purpose of collective bargaining with cafeteria workers and for the purpose of collective bargaining with the Shrewsbury Education Association, where deliberation in an open meeting may have a detrimental effect on the bargaining position of the public body; and for the purpose of reviewing, approving, and/or releasing executive session minutes, and return to Open Session only for the purpose of adjourning for the evening.

**STAFF AVAILABLE FOR PRESENTATION:**

Dr. Joseph M. Sawyer, Superintendent of Schools  
Ms. Barbara A. Malone, Director of Human Resources

ITEM NO: **XII. Adjournment**