

Shrewsbury Public Schools Revenue Trend 10-Year History

Patrick C. Collins

Assistant Superintendent for Finance and Operations

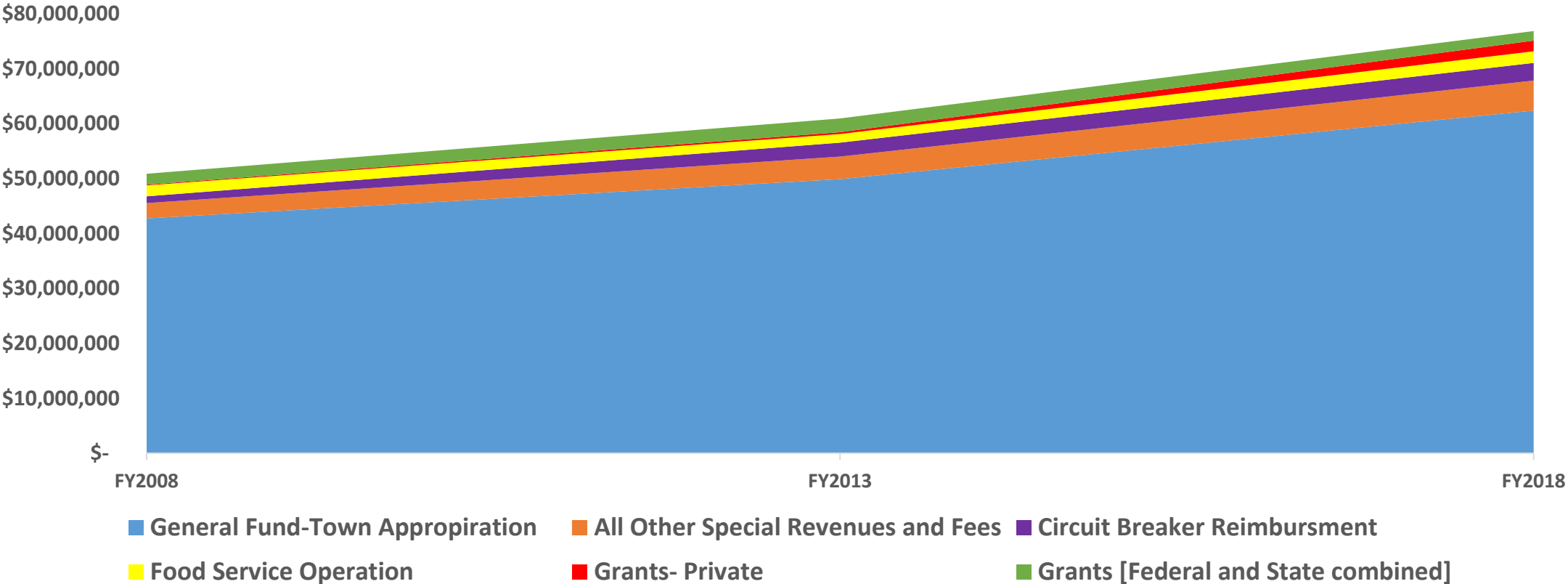
March 2019

Purposes

- To further educate the community about the variety of funding sources used to support all educational, operational, and co-curricular programs.
- To show trends of growth and decline in the major categories of funding as defined by the MA Department of Elementary and Secondary Education
 - *Data source is the End of Year Report that all public school districts are required to file annually with the MA Dept. of Elementary and Secondary Education and have audited.*

Overview

10-Year School Revenue Trends- All Sources of Funds



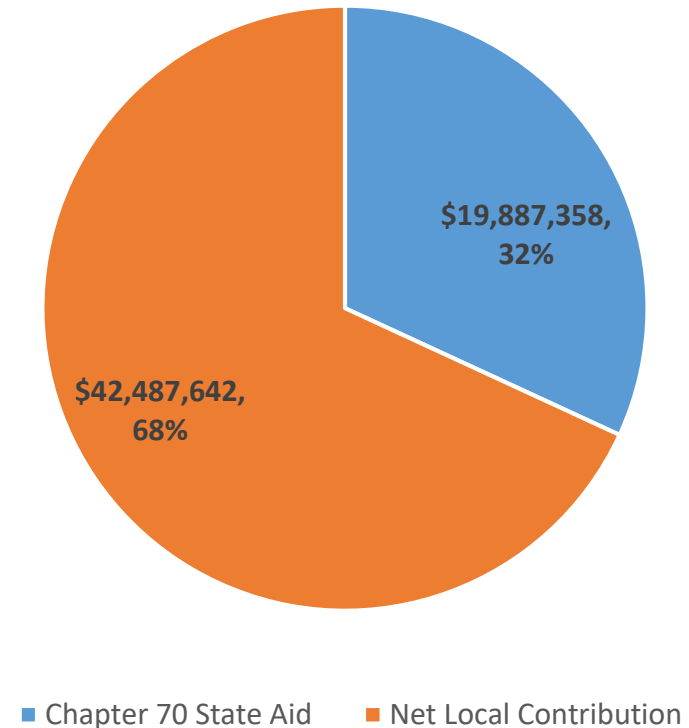
Data Table with Percentage Changes

	FY2008	% of Total	FY2013	% of Total	FY2018	% of Total		10-Year Change-\$	10-Year Change-% pts. As Proportion of Total	10-Year Percentage Growth Rate by Category
General Fund-Town Appropriation	\$ 42,733,949	84.0%	\$ 49,864,477	81.8%	\$ 62,375,000	81.2%		\$ 19,641,051	-2.8%	46%
Circuit Breaker Reimbursement	\$ 1,229,813	2.4%	\$ 2,502,777	4.1%	\$ 3,217,337	4.2%		\$ 1,987,524	1.8%	162%
Grants [Federal and State combined]	\$ 2,009,992	4.0%	\$ 2,495,682	4.1%	\$ 1,715,953	2.2%		\$ (294,039)	-1.7%	-15%
Grants- Private	\$ 119,748	0.2%	\$ 325,786	0.5%	\$ 1,948,587	2.5%		\$ 1,828,839	2.3%	1527%
Food Service Operation	\$ 1,955,911	3.8%	\$ 1,600,498	2.6%	\$ 2,109,056	2.7%		\$ 153,145	-1.1%	8%
All Other Special Revenues and Fees	\$ 2,811,455	5.5%	\$ 4,138,389	6.8%	\$ 5,468,517	7.1%		\$ 2,657,062	1.6%	95%
Grand Total-School Revenues	\$ 50,860,868	100%	\$ 60,927,609	100%	\$ 76,834,450	100%		\$ 25,973,582		

General Fund –Town Appropriation

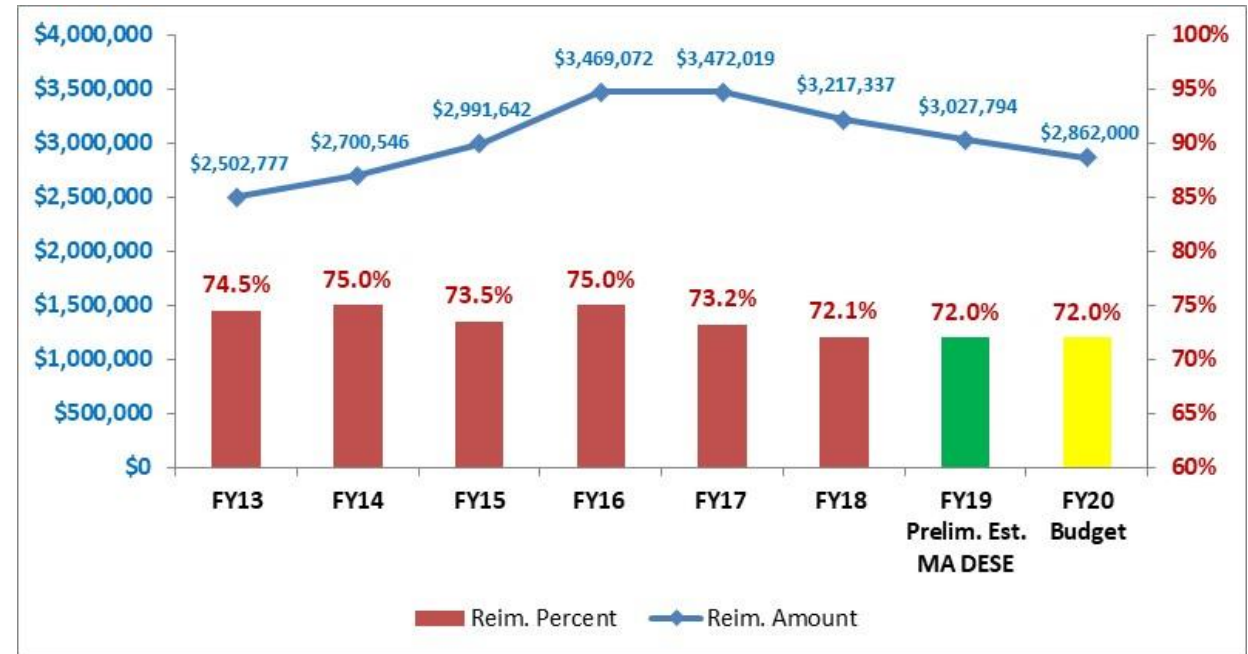
- Primary funding source of the School Department
- As a percent of total revenue it decreased from 84% in FY08 to 81% in FY18
- In FY18 the Town of Shrewsbury received \$19,887,358 in Chapter 70 state aid so the net Local Contribution was \$42,487,642 for a total of \$62,375,000

Total School Dept. Appropriation-FY18



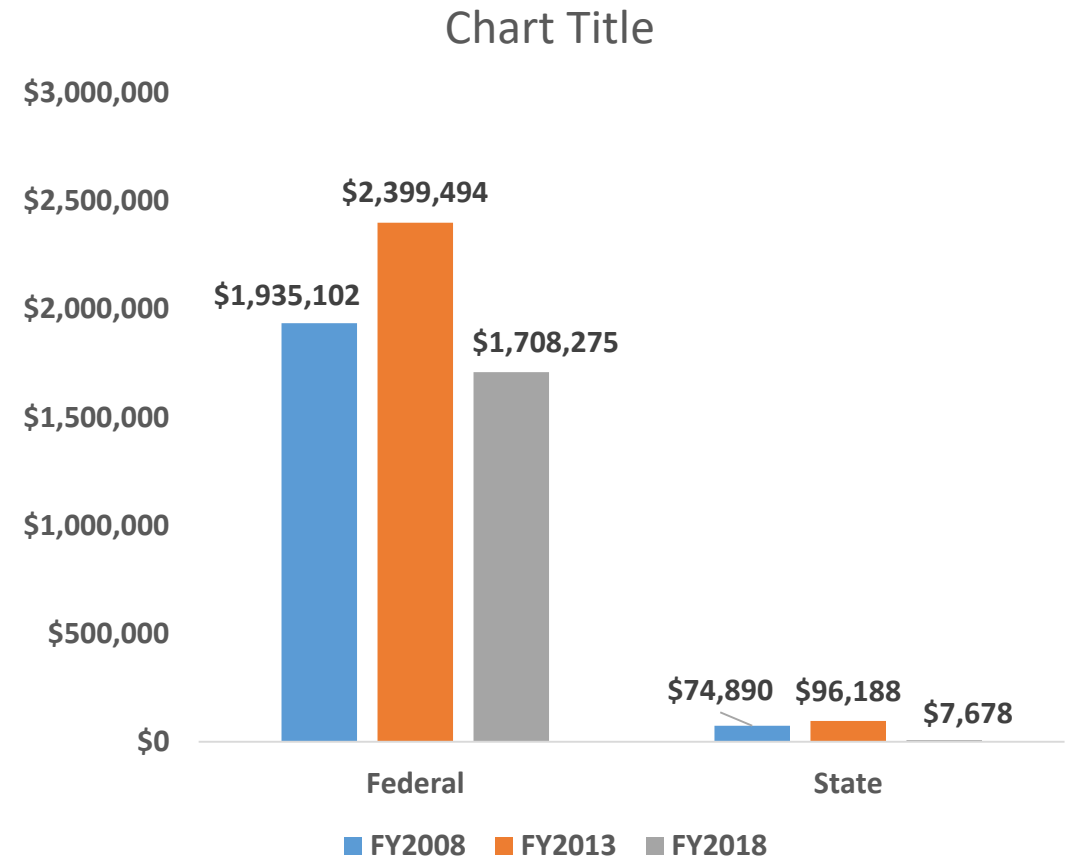
Circuit Breaker Reimbursement

- A state MA DESE funding program that provides partial reimbursement for “high-cost” special needs students
- Reimbursement amount depends on:
 - A district’s actual expenses
 - The amount of funding available at a state level
 - The amount of claims made by all MA public school districts



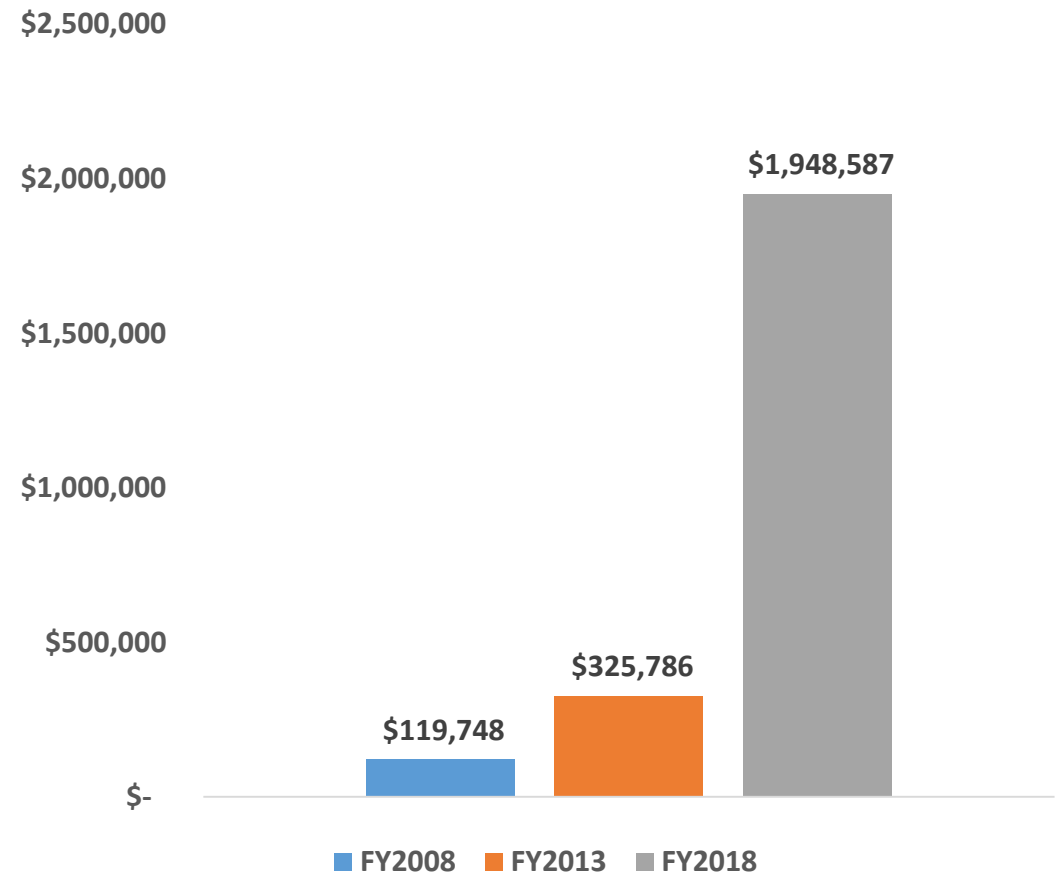
Grants [Federal and State combined]

- Targeted funding for special education and low-income students
- Fund use is highly-regulated with lots of compliance tasks and reporting
- Ten year trend is declining for both categories



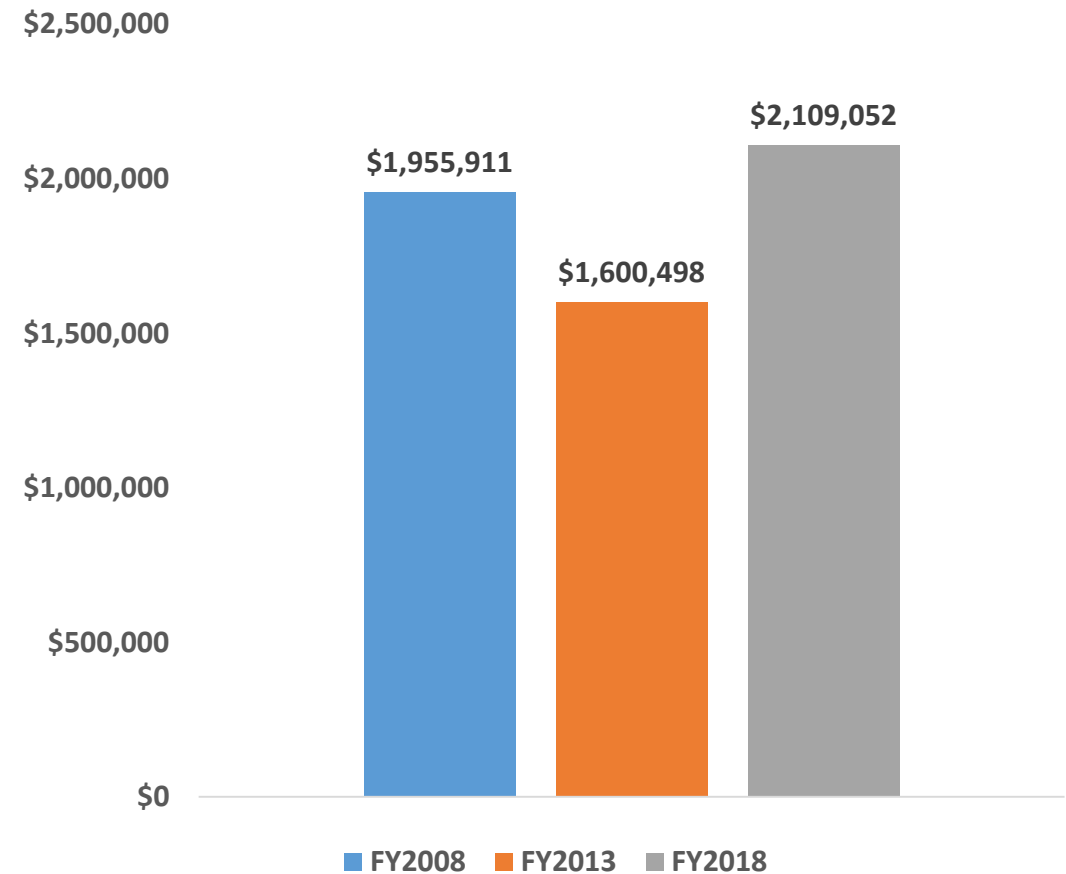
Grants- Private

- These funds are actively sought out by School Dept. staff
- Some are targeted grants such as Shrewsbury Education Foundation
- Some are gifts – either restricted [such as SHS Turf Field] or unrestricted [Colonial Fund]
- On a percentage basis this is the category with highest growth
- FY2018 includes one-time restricted gifts for the Turf Field Project



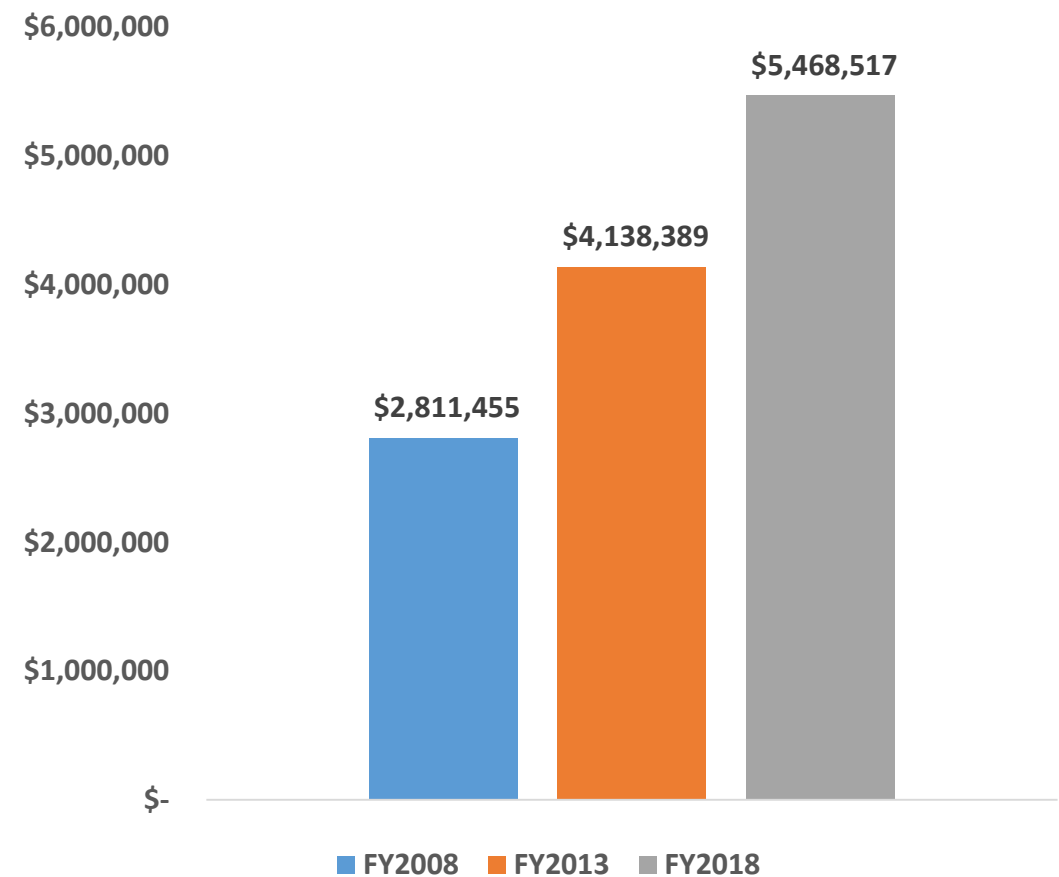
Food Service Operation

- Revenues cover all departmental expenses for payroll, staff health insurance, food, equipment
- Revenue impacted by participation levels



All Other Special Revenues & Fees

- Includes all fee-based programs and operations to include but not limited to:
 - Bus fee
 - Athletic fee
 - Student Activity fee
 - Preschool tuition
 - Full-day kindergarten tuition
 - Music lesson fees
 - Extended School care
 - Summer Enrichment
 - Other misc.
- Much greater level of detail provided separately



Some Notes and Conclusions

- Over this time period, the General Fund Town Appropriation has slightly decreased as a percent of total operational revenue
- The District has been proactive and successful in securing private grants and gift funding
- Federal and state grant funding has decreased
- Circuit Breaker Reimbursement is now more important funding source than Federal and State grants
- The District's reliance upon fee-based revenue has grown to approximately \$5.5M per year
- The District operates on multiple sources of funds- not just town tax revenue.