


SPECIAL EDUCATION AND PUPIL PERSONNEL SERVICES OVERVIEW AND BUDGET 2019



EDUCATIONAL EXCELLENCE CANNOT EXIST WITHOUT EDUCATIONAL EQUITY



FOCUS AREAS 2018-2019


- Commitment to High Standards and Expectations: Professional Development-Co-Teaching
- Social, Emotional, Mental and Behavioral Health Collaborations
- Adaptive Physical Education
- Tiered Focus Monitoring
- Shrewsbury Youth and Family Services (SYFS)
- 504 Accommodation Process and Procedures
- Program Evaluation: Parker Road
- Unified Champion Schools Presentation
- MDPH Grant



CO-TEACHING



Student A



- ▣ Disability: Neurological
- ▣ WIAT: 1-12%
- ▣ CELF: 5%

▣ Grade 2-Non-CT

DRA 4 to 8 (over 1 year)
Less than 1/3 year's growth

▣ Grade 3 – CT Classroom

DRA 8 to 20 (over 1 yr.)
Over 1 year's growth

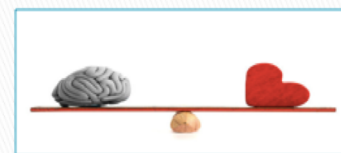
▣ Grade 4 – CT Classroom

DRA: 9/2018– 20
DRA: End T1– 24
On target for 1 year's growth

Non-Co-Taught Placement

Co-Teaching Placement

Student B



- ▣ Disability: Developmental
- ▣ Expressive Language:
Moderate delay
- ▣ Cognitive: Significant processing speed/ memory deficits
- ▣ Achievement: Insecure sound/symbol, 1:1 correspondence below avg.

▣ Grade 1: Non-CT

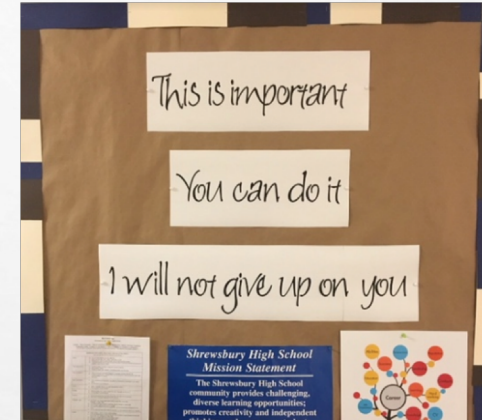
- DRA 2 to 6 (over 1 year)
- **Less than 1/3 year's growth**

▣ Grade 2: CT Classroom

- DRA: 4 to 16 (In T1)
- **1 year's growth in 1 trimester**

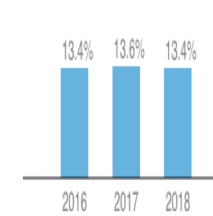
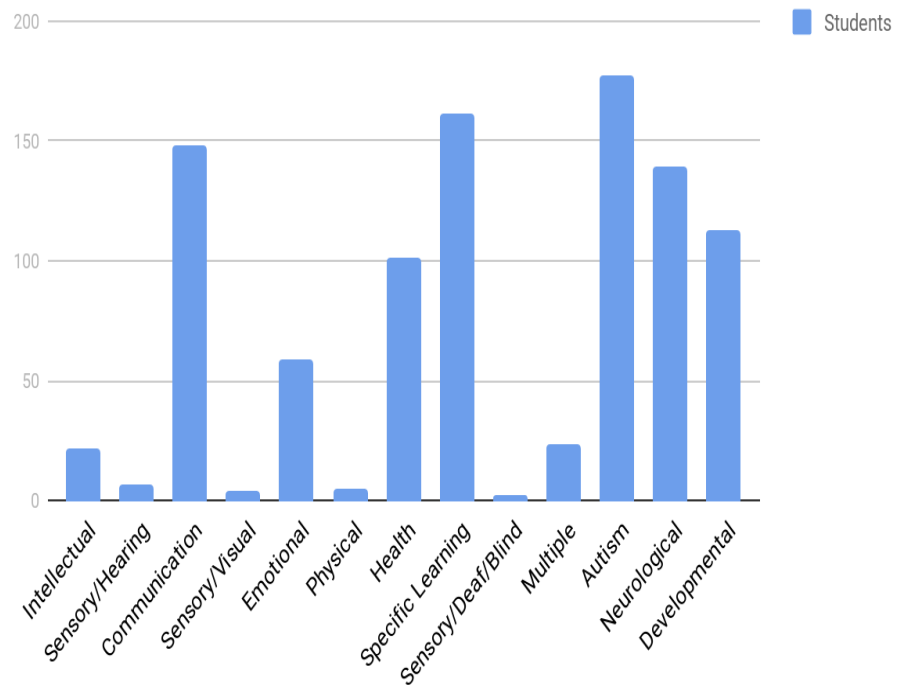
Co-Teaching Placement

STUDENT DEMOGRAPHICS

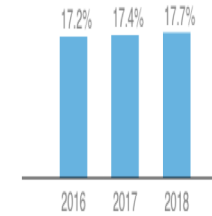


Year	Total Number of Students (financially responsible)	Students with Section 504 Accommodation Plans	Percentage of Students Receiving 504s	Students with Individualized Educational Programs	Percentage of Students with IEPs
2017	6,214	197	3%	930	14.9%
2018	6,207	206	3%	962	15.4%

DESE Disability Categorization



Our District



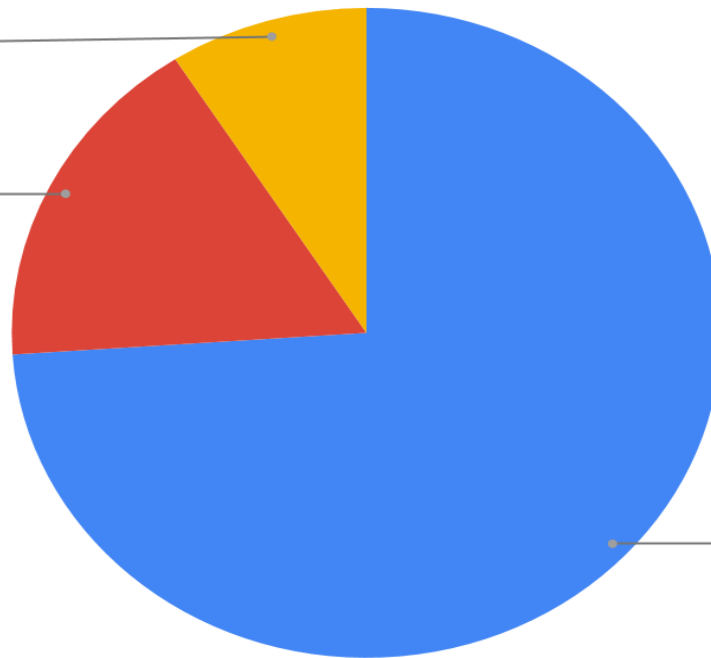
Massachusetts



Placement Options

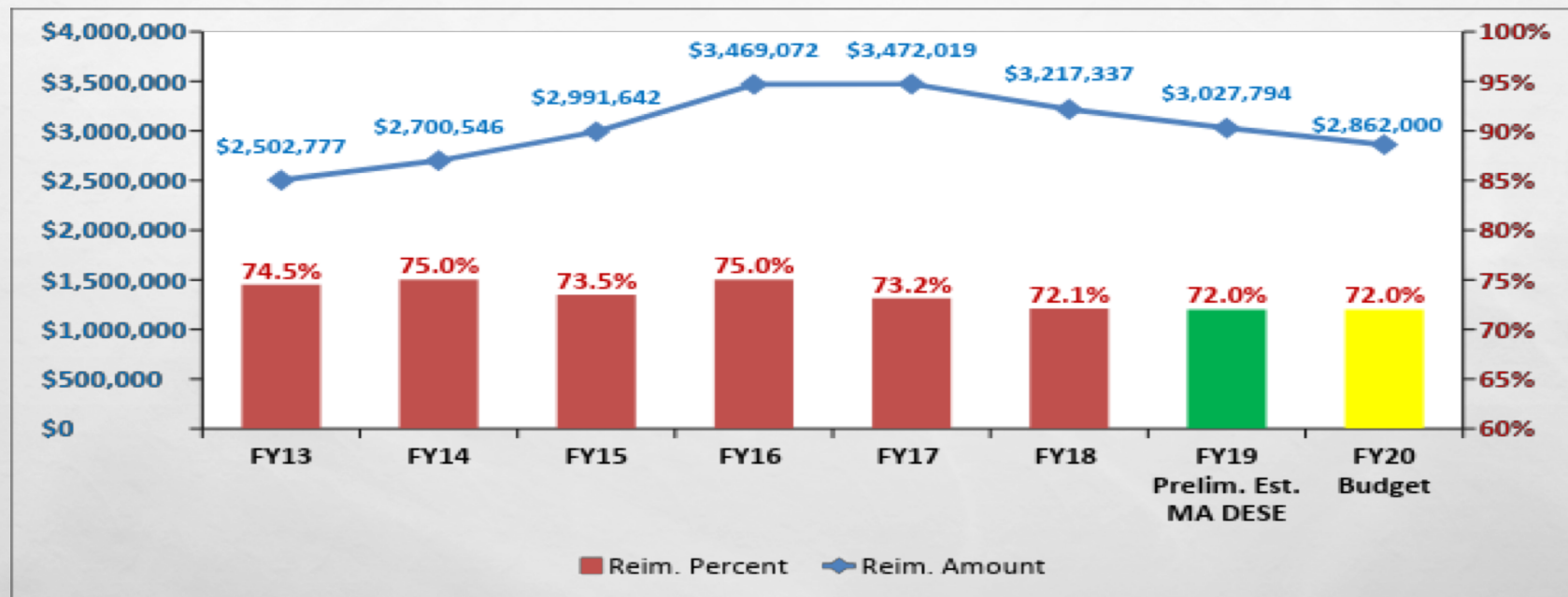
Sub-Separate
9.1%

Partial Inclusion
17.0%



Full Inclusion
73.9%

CIRCUIT BREAKER



CIRCUIT BREAKER

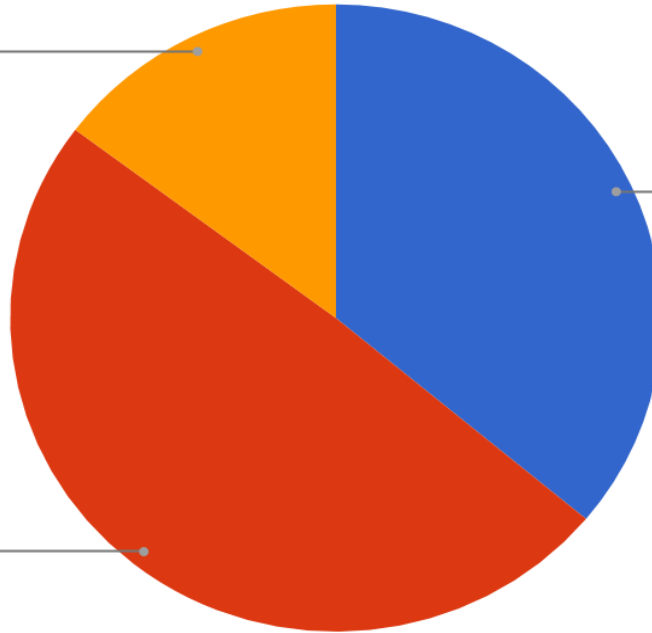
Eligible Students Claimed	Total Eligible Expenses	Foundation	Net Claim	Reimbursement Amount at 72% (Current Level)	Reimbursement Amount at 75%	Additional Reimbursement at 75% (above 72%)
119	\$9,409,787	\$5,204,508	\$4,205,279	\$3,027,794	\$3,153,959	\$126,165

Out of District Student Enrollment

Residential
14.8%

Public Day
36.1%

Private Day
49.2%



OUT OF DISTRICT TUITIONS

					FY19 to FY20
	FY17 Budget	FY18 Budget	FY19 Budget	FY20 Budget	Net Change
School Year Tuition	\$ 7,591,933	\$ 6,920,457	\$ 6,235,578	\$ 6,274,000	\$ 38,422
Extended School Year Tuitions	\$ 80,631	\$ 112,077	\$ 125,182	\$ 108,000	\$ (17,182)
Tuition Credit-AVC Agreement	\$ (30,000)	\$ (25,000)	\$ (25,000)	\$ -	\$ 25,000
Total Less Credit	\$ 7,642,564	\$ 7,007,534	\$ 6,335,760	\$ 6,382,000	\$ 46,240
Less Circuit Breaker Use	\$ (3,920,000)	\$ (3,900,000)	\$ (4,182,000)	\$ (3,762,000)	\$ 420,000
Total Net Tuition-Operating Budget	\$ 3,722,564	\$ 3,107,534	\$ 2,153,760	\$ 2,620,000	\$ 466,240

TRANSPORTATION



Transportation	FY18 Actual	FY19 Budget	FY20 Budget	Difference FY19 to FY20
Town Appropriation	\$480,113	\$585,000	\$706,300	\$121,300
Federal Grant 240 (IDEA)	\$1,426,739	\$1,405,368	\$1,405,368	\$0
Total	\$1,906,852	\$1,990,368	\$2,111,668	\$121,300

EXTENDED SCHOOL YEAR (ESY)


Summer Special Education	FY15 Actual	FY16 Actual	FY17 Actual	FY18 Actual	FY19 Actual	FY20 Budget	Difference FY19 to FY20
Total	\$641,838	\$520,383	\$555,774	\$543,984	\$536,941	\$621,000	\$84,059



DATA SAMPLE FROM MDPH GRANT

- **NUMBER OF STUDENTS WHO HAVE BEEN IDENTIFIED OR SELF REPORTED ANXIETY OR DEPRESSION: 636**
- **NUMBER OF STUDENTS WHO HAVE SERIOUSLY CONSIDERED SUICIDE: 394**
- **NUMBER OF STUDENTS WHO HAVE SPECIALIZED HEALTHCARE NEEDS (ADHD, DIABETES, ALLERGIES, SEIZURE, ETC): 1,990**

***Number of students at time of data sample: 6, 214**



PERSONNEL RECOMMENDATIONS

STATUS QUO BUDGET

- **PREK-GRADE 4 DIRECTOR OF SPECIAL EDUCATION 1.0 FTE**

REQUIRED FOR MANDATED SERVICES

- **SHS MODERATE SPECIAL EDUCATION TEACHER 1.0 FTE**
- **SHS NURSE 0.7 FTE**
- **ELC COORDINATOR PREK-4 1.0 FTE**

RECOMMENDED STRATEGIC INVESTMENTS

- **ELEMENTARY SEVERE SPECIAL EDUCATION TEACHER 1.0 FTE**
- **ELEMENTARY MODERATE SPECIAL EDUCATION TEACHER 1.0 FTE**
- **ELEMENTARY MENTAL AND BEHAVIORAL SUPPORT PROFESSIONALS 3.0 FTE**
- **SMS ADJUSTMENT COUNSELOR 1.6 FTE**
- **SHS ADJUSTMENT COUNSELOR 1.0 FTE**

RESOURCES AND PROGRAMMING



the brookline center
for COMMUNITY MENTAL HEALTH

SCAPE

Shrewsbury Coalition for Addiction Prevention & Education

AVC
Assabet Valley
COLLABORATIVE



SYFS

SHREWSBURY YOUTH AND FAMILY SERVICES, INC.
STRENGTHENING SHREWSBURY'S FAMILIES
SINCE 1983

EDUCATIONAL EXCELLENCE CANNOT EXIST WITHOUT EDUCATIONAL EQUITY

