

**Future Plans Report
Class 2020**

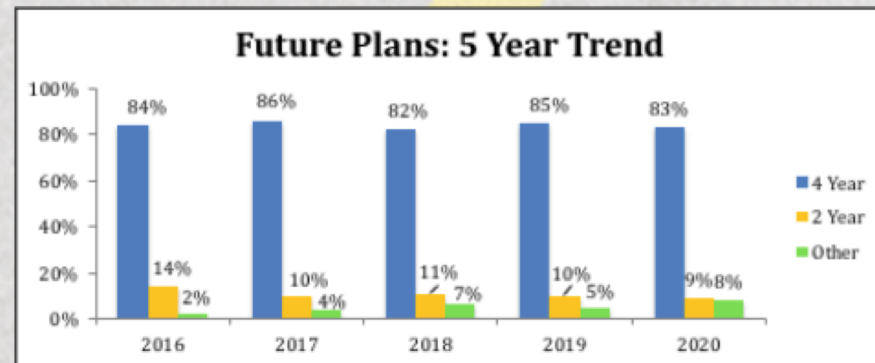
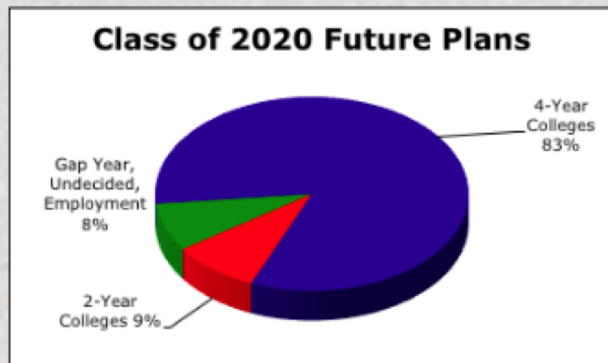
Shrewsbury High School

Report to School Committee
December 2, 2020

Class of 2020 Future Plans

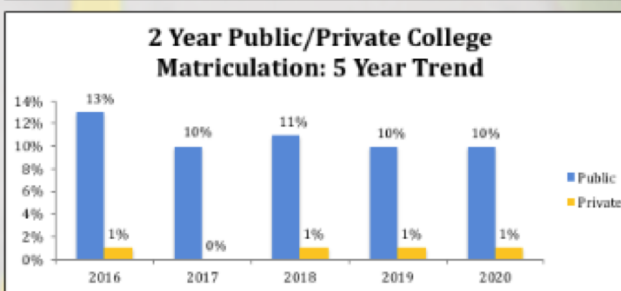
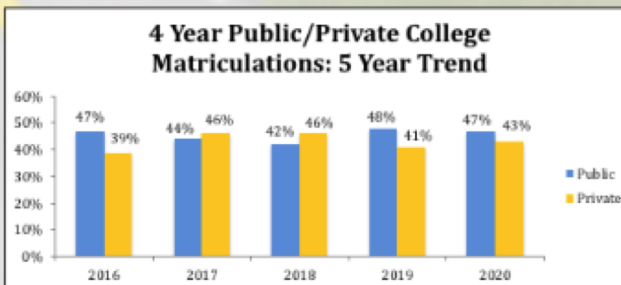
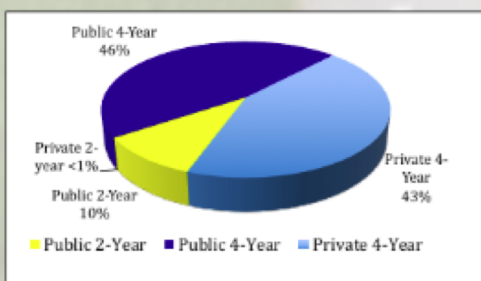
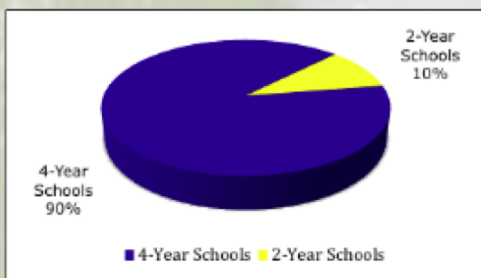
487 students graduated in the Class of 2020 with the following plans:

- 83% attended 4-year colleges
- 9% attended 2-year colleges or technical school
- 8% entered the employment field, enlisted in the military, or were undecided



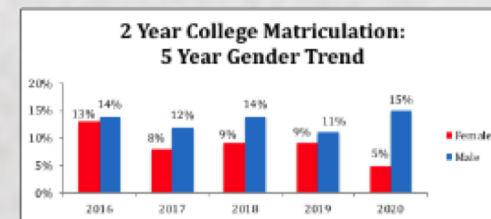
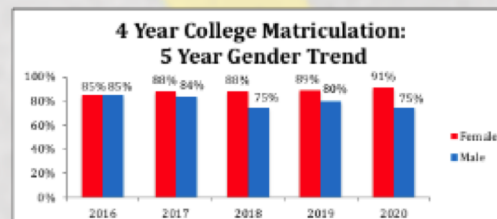
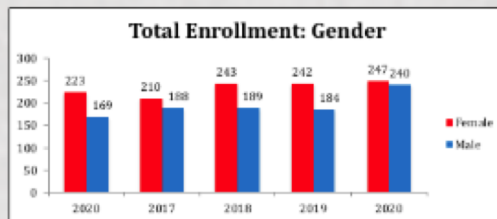
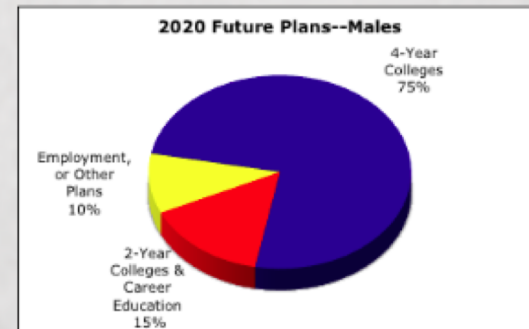
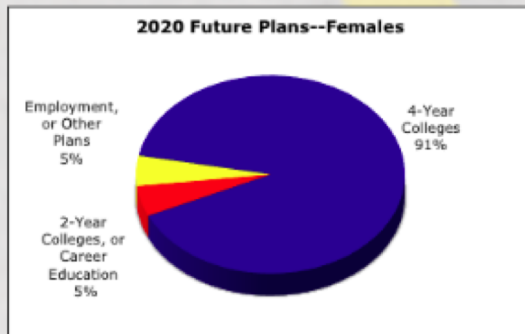
Public and Private 2- and 4-Year Matriculations

- 90% attended 4-year colleges and 10% attended 2-year colleges or technical schools
- 56% attended public colleges and universities; 44% attended private colleges and universities



Future Plans by Gender

The Class of 2020 consists of 247 females and 240 males.



Application Information

Total Applications for the Class of 2020: **3,848**

Students with GPA in the **top 25%** (113 students):

- 7 students applied to over 20 colleges (the highest number of applications by an individual student is 33)
- 19 students applied to between 15-19 applications
- 30 students applied between 11-14 applications
- Overall, 50 students (49%) applied to over 10 schools

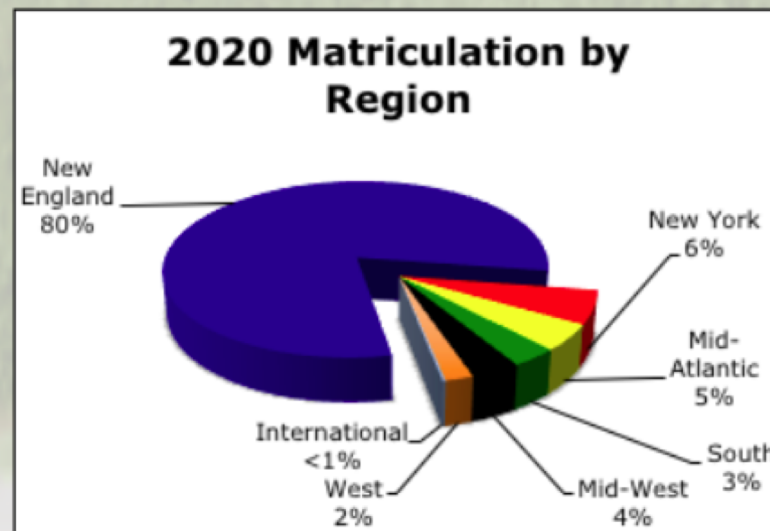
Students with GPA in the **top 26%-50%** (113 students):

- 7 students applied to over 20 colleges (the highest number of applications by an individual student is 24)
- 12 students applied to between 15-19 applications
- 20 students applied between 11-14 applications
- Overall, 39 students (35%) applied to over 10 schools

	Early Action	Early Decision	Total
Students	264	42	306
Applications	1048	42	1090

Geographic Breakdown

- Seniors in the Class of 2020 were accepted to 278 different colleges and universities in 35 different states, District of Columbia, India, and Ireland.
- Seniors in the Class of 2020 enrolled in 142 different colleges and universities in 31 different states, District of Columbia, and Ireland.

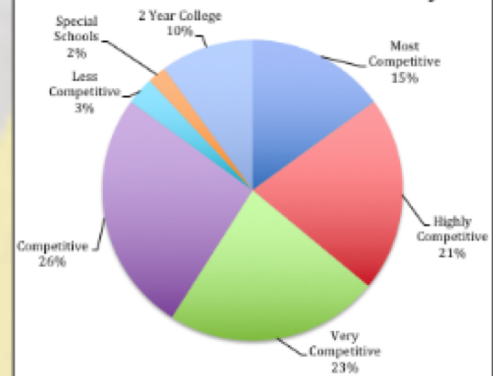


Selectivity

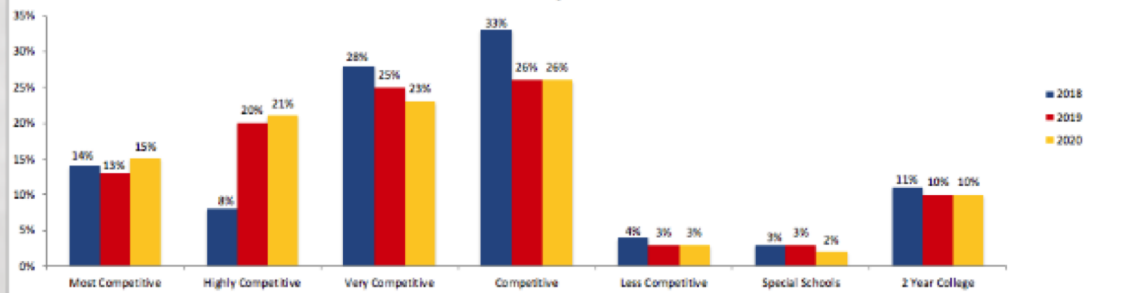
Barron's Selectivity Guideline

	GPA (based on 4.0)	SAT	ACT	Admit
Most Competitive	3.3 - 4.0	655 - 800	29+	Small percentage
Highly Competitive	3.0 - 3.3	620 - 654	27/28	Fewer than 25%
Very Competitive	2.7 +	573 - 619	26+	Fewer than 33%
Competitive	2.7+ (State Requirement 2.0)	500 - 572	24 +	Admit fewer than 50%
Less Competitive	Below 2.0	Below 500	Below 21	85% of applicant
Special Schools	Evidence on Talent or Special Interest			

2020 Matriculations - Selectivity

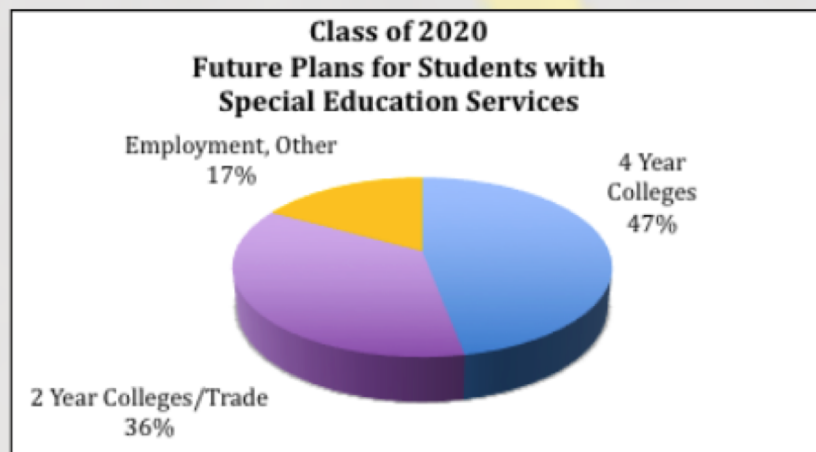


Selectivity: 3 Year Trend



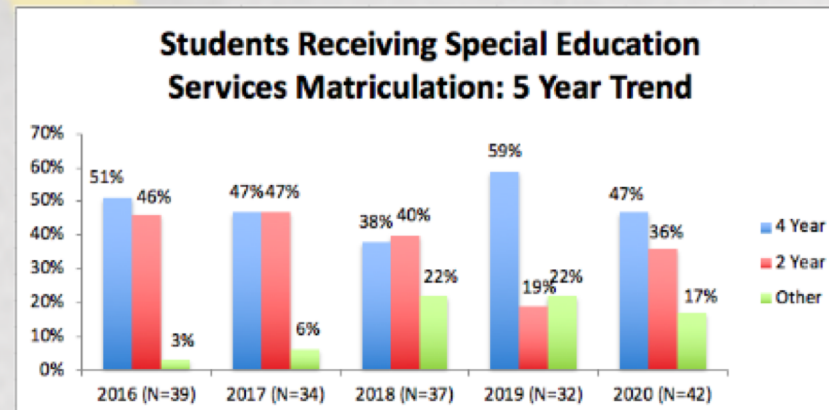
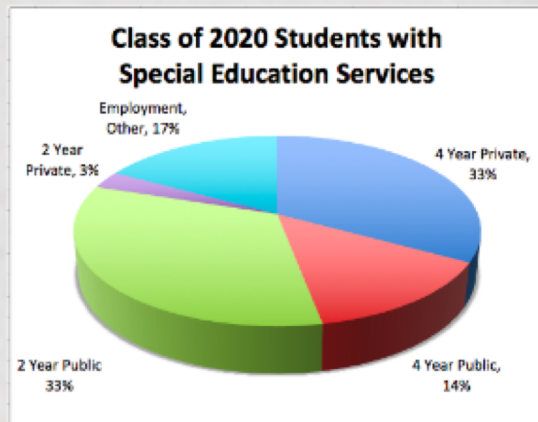
Future Plans of Students Receiving Special Education Services

- Forty-two students (9%) in the Class of 2020 received special education services. Of these 42 students:
 - 47% attended 4-year colleges
 - 36% attended 2-year colleges & technical schools
 - 17% entered the employment field or military



Public & Private Matriculations of Students Receiving Special Education Services

- 47% attended public colleges and universities
- 36% attended private colleges and universities





Questions?