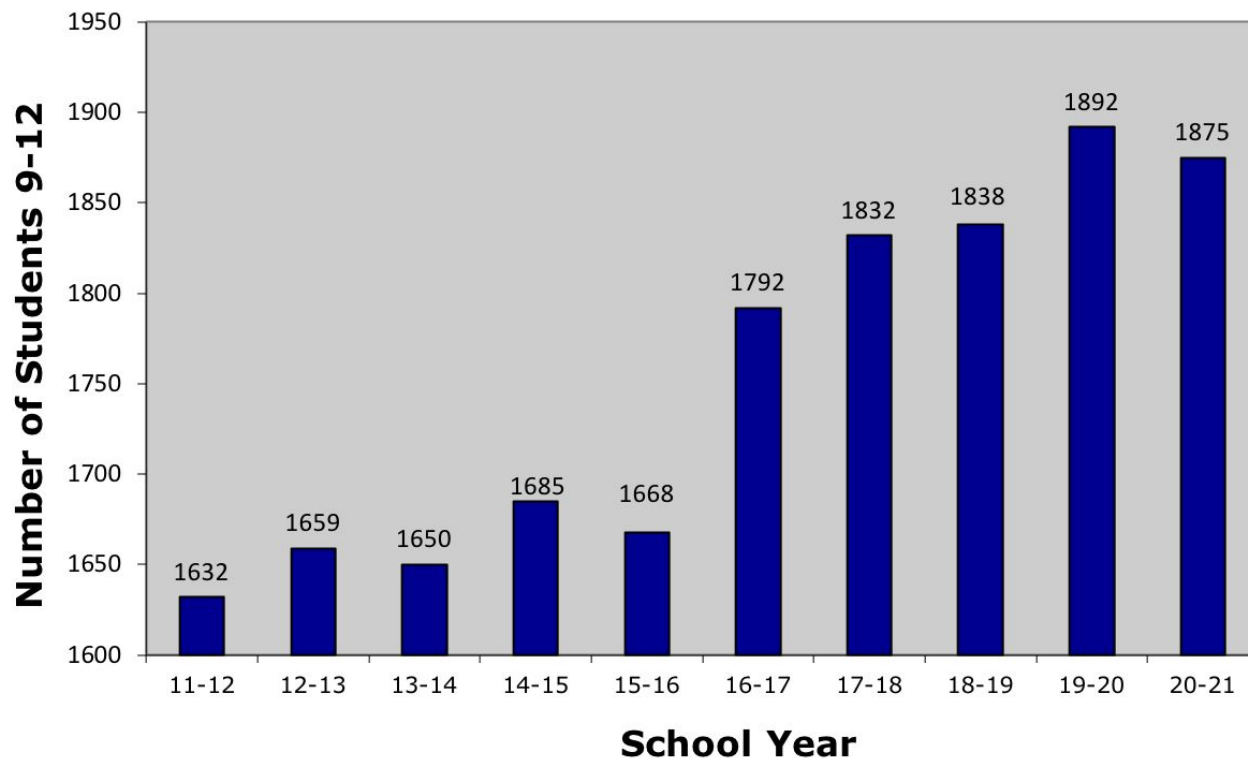


Class Size Report Shrewsbury High School

November 18, 2020

Enrollment 2011-2012 through 2020-2021 All Cohorts



- Decrease of 17 students from last year
- Second highest enrollment on record
- Increase of 243 students in the past decade

| Cohort | # of students |
|--------------|---------------|
| A1 | 10 |
| A2 | 18 |
| B | 778 |
| C | 795 |
| D / Remote | 274 |
| Total | 1875 |

A1: In school 4.5 days per week

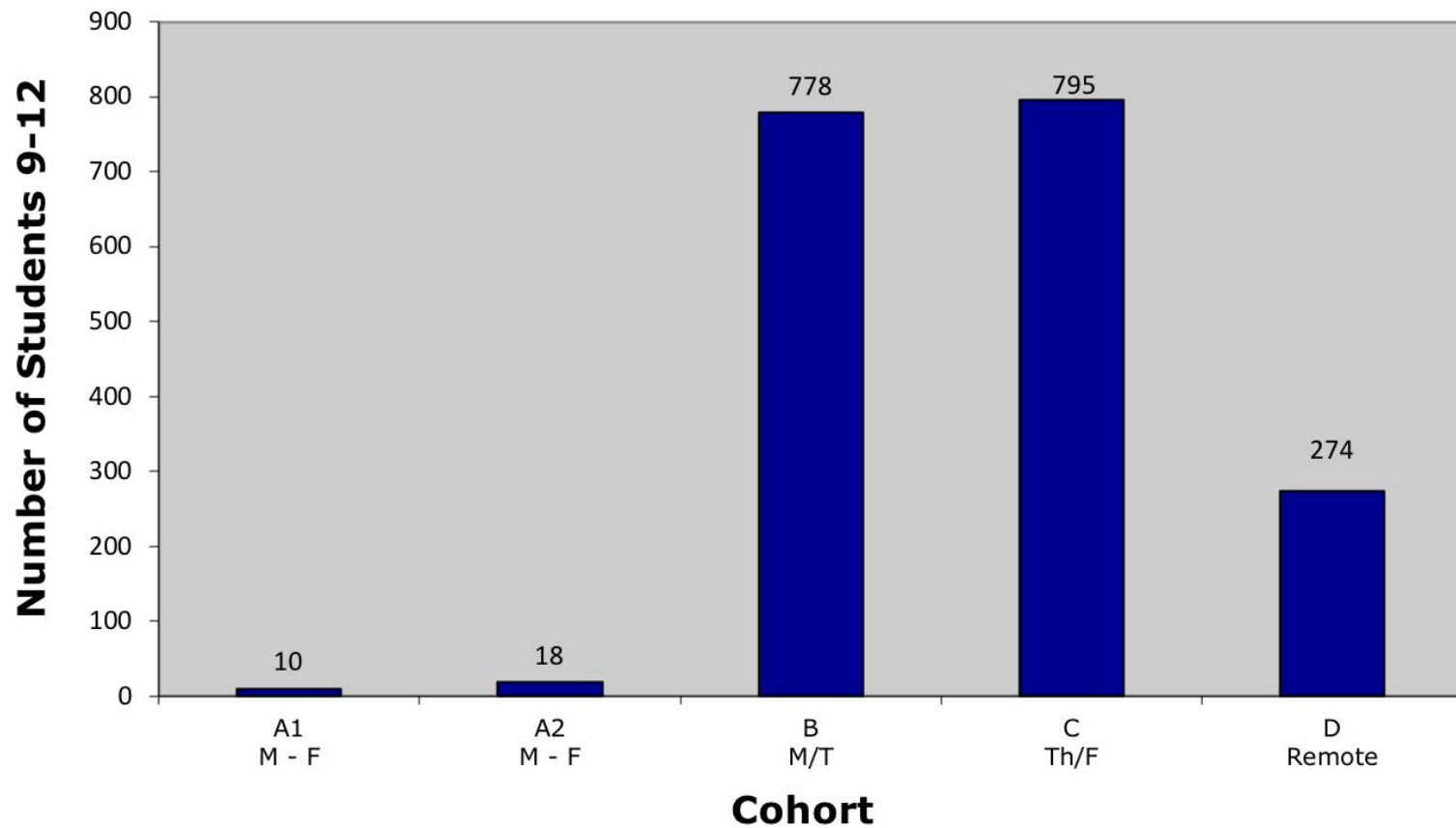
A2: In school 4 days per week

B: In school Mondays/Tuesdays

C: In school Thursdays/Fridays

D: Fully remote

Enrollment in Each Individual Cohort 2020 - 2021



**Average Class Size by Department: Hybrid Program
2016-17 through 2020-21**

| Department | 16-17 | 17-18 | 18-19 | 19-20 | 20-21 |
|---------------------------|--------------|--------------|--------------|--------------|--------------|
| Engineering | 20.5 | 17.5 | 17.8 | 18.6 | 18.9 |
| English | 21.2 | 20.5 | 20.6 | 21.2 | 17.8 |
| English Language Learners | 11.1 | 11.6 | 9.0 | 9.5 | 9.2 |
| Family & Consumer Science | 22.5 | 21.0 | 17.8 | 20.1 | 20.4 |
| Foreign Language | 20.3 | 20.7 | 19.0 | 19.5 | 18.6 |
| Health | 27.5 | 27.3 | 26.6 | 23.9 | 10.3/20.6 |
| Instructional Technology | 12.0 | 9.6 | 10.2 | 12.8 | 13.2 |
| Mathematics | 22.3 | 22.3 | 21.6 | 21.1 | 18.8 |
| Performing Arts | 24.6 | 24.9 | 23.6 | 24.6 | 17.8 |
| Physical Education | 24.8 | 27.3 | 27.2 | 28.3 | 13.5/27 |
| Science | 21.4 | 21.3 | 20.9 | 20.4 | 17.6 |
| Social Sciences | 24.5 | 21.9 | 22.6 | 22.7 | 19.5 |
| Visual Arts | 17.9 | 16.5 | 14.8 | 15.6 | 11.6 |

Average Class Size: Hybrid

| Average Class Size # of students: | 2019- 2020 | 2020- 2021 |
|--------------------------------------|---------------|---------------|
| 20 students or less | 37% | 84% |
| 21 – 22 students | 19% | 6% |
| 23 – 24 students | 27% | 6% |
| 25 – 26 students | 15% | 3% |
| 27 or more students | 2% | 1% |

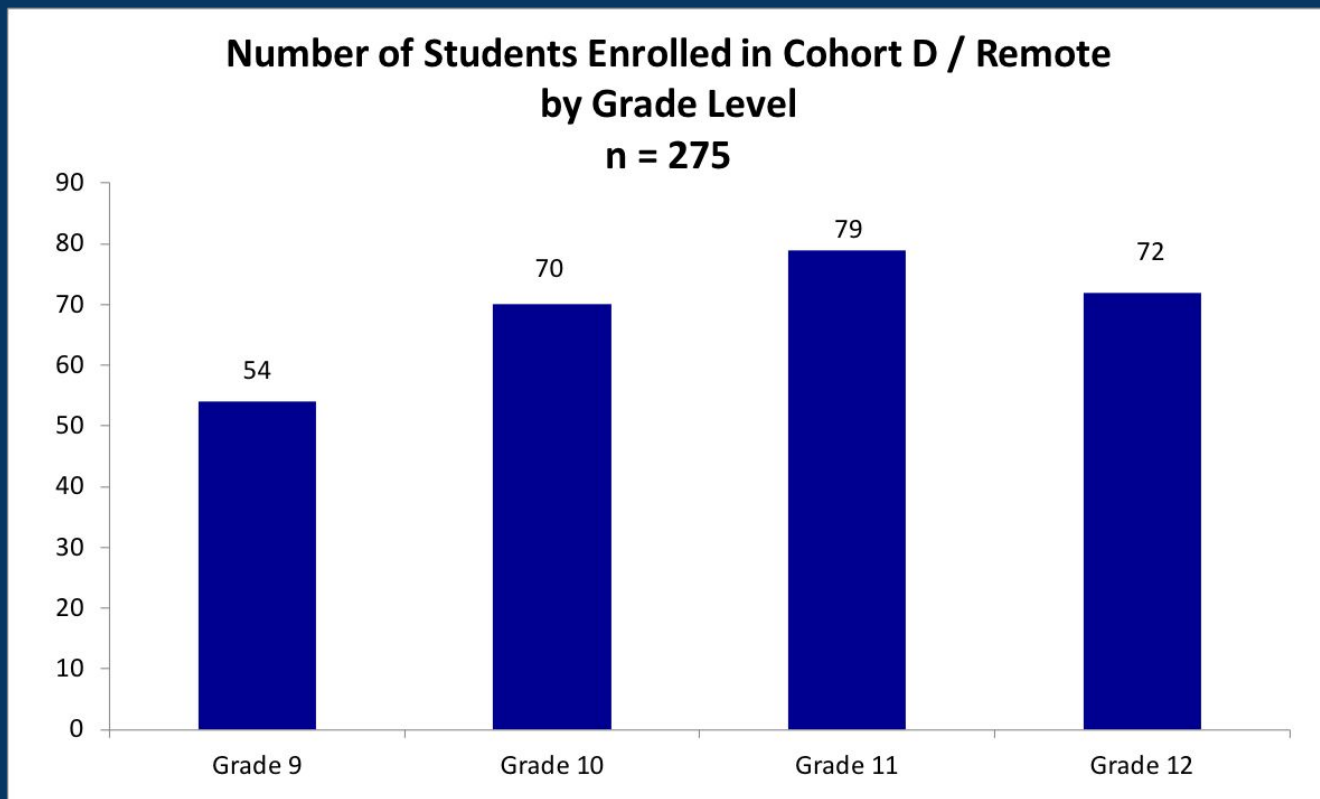
56% of teachers have an overall caseload of 90 students or less.

80% of teachers have an overall caseload of 100 students or less.

Complexities of Scheduling

| Teacher | Course Name | Term | A1 | A2 | B | C | Total | Avg. Class Size |
|---------------|--------------|----------|----|----|----|----|-------|-----------------|
| Cobb | Pre-Calculus | FY 20-21 | 0 | 0 | 14 | 9 | 23 | |
| Cobb | Pre-Calculus | FY 20-21 | 0 | 0 | 12 | 10 | 22 | |
| Collins | Pre-Calculus | FY 20-21 | 0 | 0 | 12 | 12 | 24 | |
| Collins | Pre-Calculus | FY 20-21 | 0 | 0 | 7 | 14 | 21 | |
| Dancy McKenna | Pre-Calculus | FY 20-21 | 0 | 0 | 10 | 14 | 24 | |
| Joseph | Pre-Calculus | FY 20-21 | 0 | 0 | 13 | 13 | 26 | |
| Joseph | Pre-Calculus | FY 20-21 | 0 | 0 | 9 | 13 | 22 | |
| Joseph | Pre-Calculus | FY 20-21 | 0 | 0 | 13 | 8 | 21 | 23.0 |
| White | Pre-Calculus | FY 20-21 | 0 | 0 | 13 | 11 | 24 | |

Cohort D / Remote



Cohort D / Remote



- 14.6% (275) of students are participating in Cohort D / All-Remote.
- 23.2% (44) of special education students are participating in Cohort D/All Remote.

Cohort D / Remote



- 21 teachers (12.8 FTEs) are directly associated with Cohort D.
- 4 different online platforms: Edgenuity, Middlebury Interactive, Michigan Virtual, and VHS.
- Completely separate master schedule needed to be created.
 - 131 unique courses were manually created in PowerSchool.
 - 207 unique sections were manually created in PowerSchool.
- 275 students were manually enrolled into these programs and then separately enrolled in PowerSchool.

Cohort D / Remote

Since the start of the school year:

- Hybrid  Remote: 23 students
- Remote  Hybrid: 27 students

Since this report was filed:

- Hybrid  Remote: 7 students
- Remote  Hybrid: 1 student