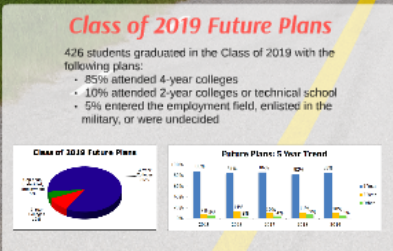




Future Plans Report
Class 2019

Shrewsbury High School
Report to School Committee
October 16, 2019





**Future Plans Report
Class 2019**

Shrewsbury High School

Report to School Committee
October 16, 2019



Future Plans Report Class 2019

Shrewsbury High School

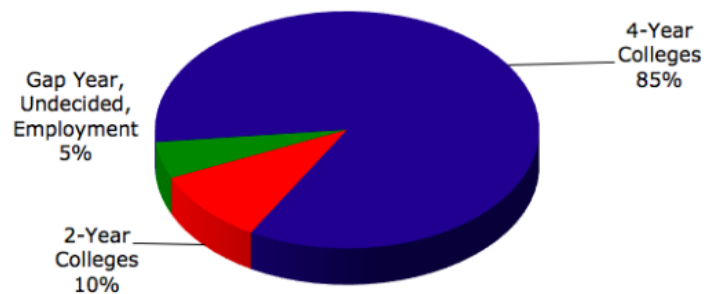
Report to School Committee
October 16, 2019

Class of 2019 Future Plans

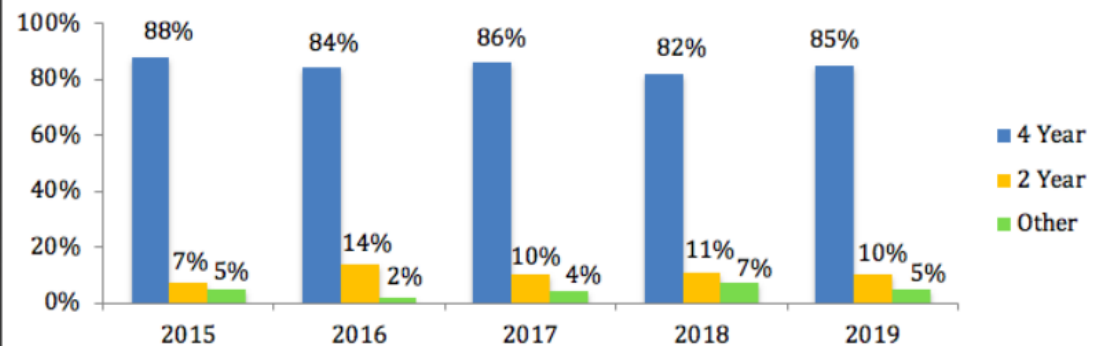
426 students graduated in the Class of 2019 with the following plans:

- 85% attended 4-year colleges
- 10% attended 2-year colleges or technical school
- 5% entered the employment field, enlisted in the military, or were undecided

Class of 2019 Future Plans

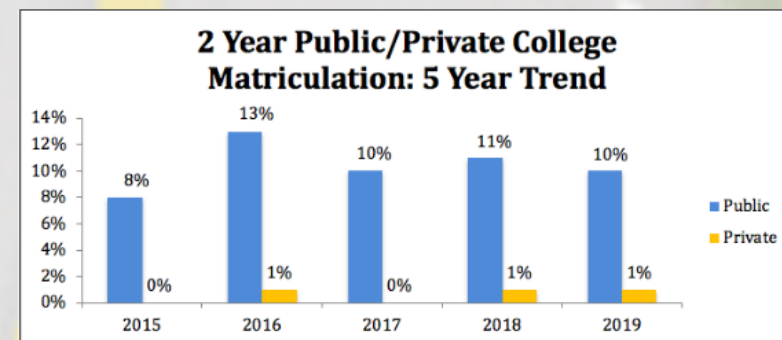
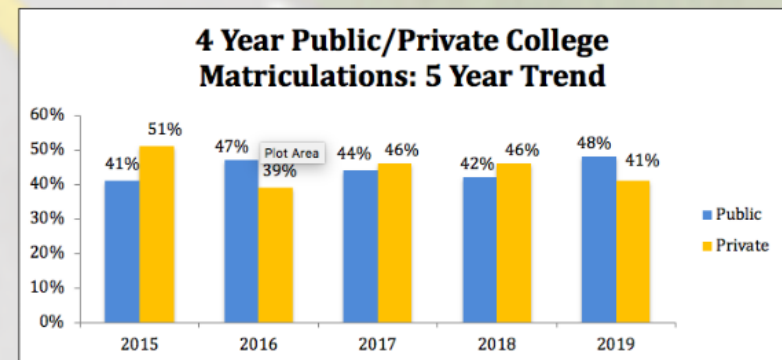
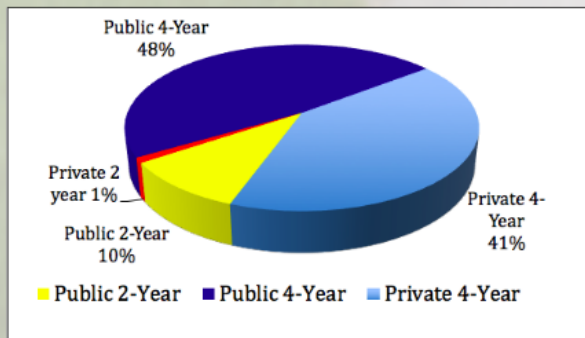
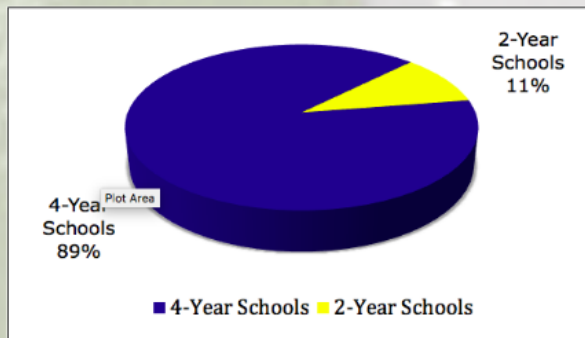


Future Plans: 5 Year Trend



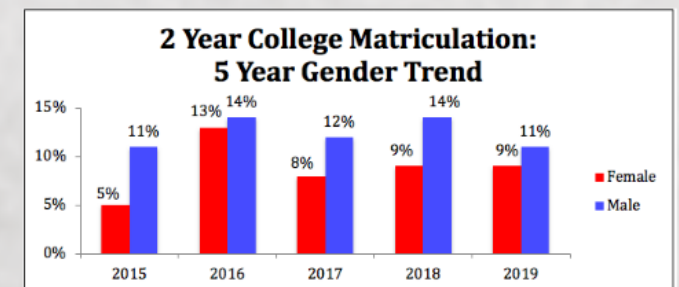
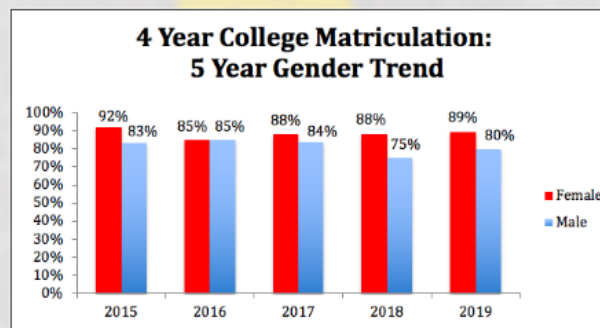
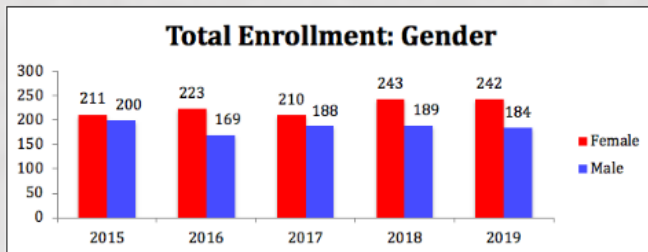
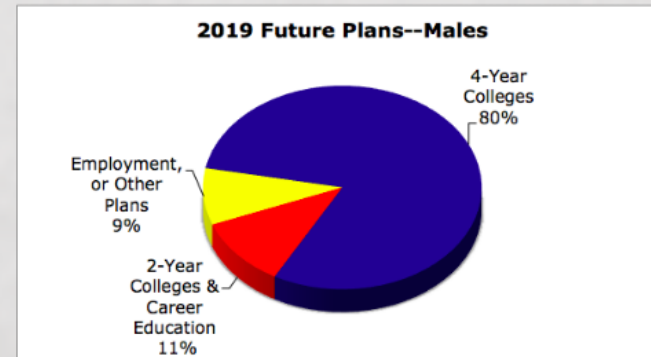
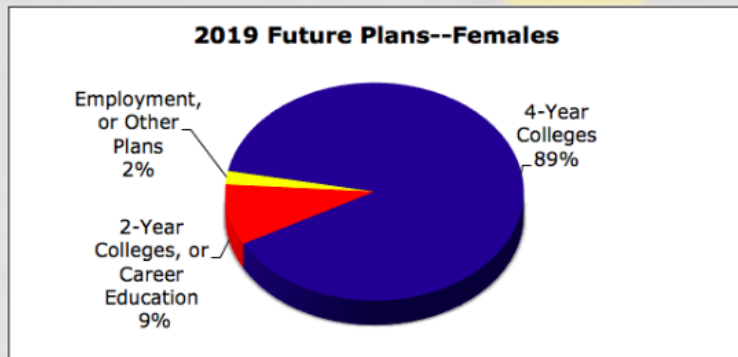
Public and Private 2- and 4-Year Matriculations

- 89% attended 4-year colleges and 11% attended 2-year colleges or technical schools
- 58% attended public colleges and universities; 42% attended private colleges and universities



Future Plans by Gender

The Class of 2019 consists of 242 females and 184 males.



Application Information

Total Applications for the Class of 2019: **2,672**

Students with GPA in the **top 25%** (107 students):

- 5 students applied to over 20 colleges (the highest number of applications by an individual student is 38)
- 11 students applied to between 15-19 applications
- 34 students applied between 11-14 applications
- Overall, 50 students (47%) applied to over 10 schools

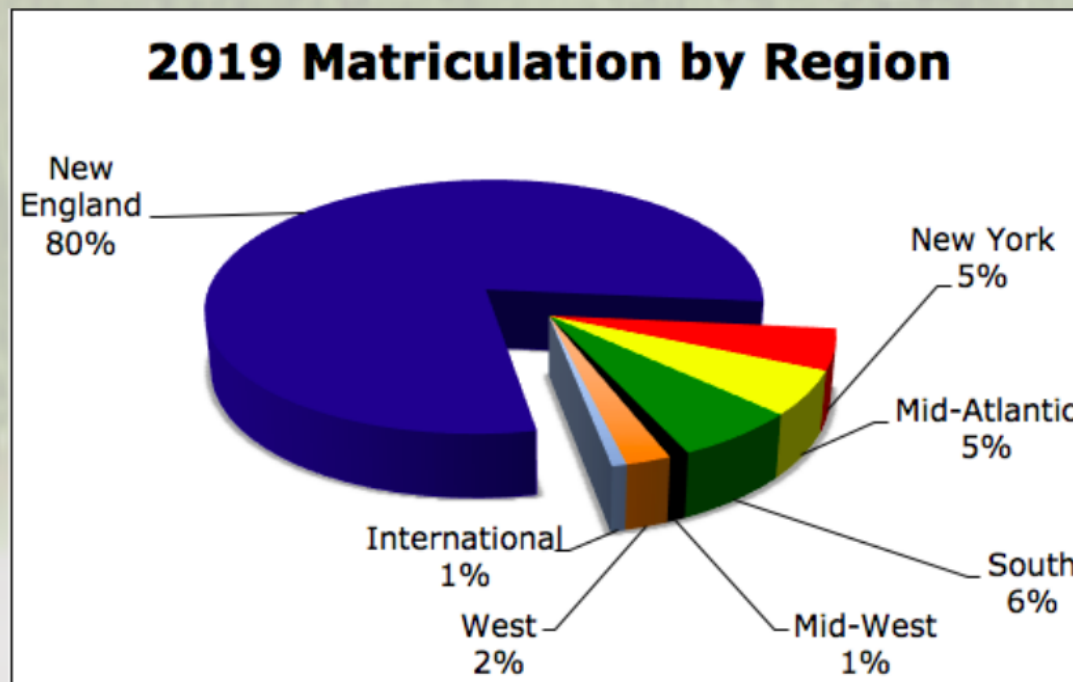
Students with GPA in the **top 26%-50%** (107 students):

- 2 students applied to over 20 colleges (the highest number of applications by an individual student is 28)
- 8 students applied to between 15-19 applications
- 15 students applied between 11-14 applications
- Overall, 25 students (23%) applied to over 10 schools

	Early Action	Early Decision	Total
Students	219	42 (25 both EA/ED)	236
Applications	894	42	935

Geographic Breakdown

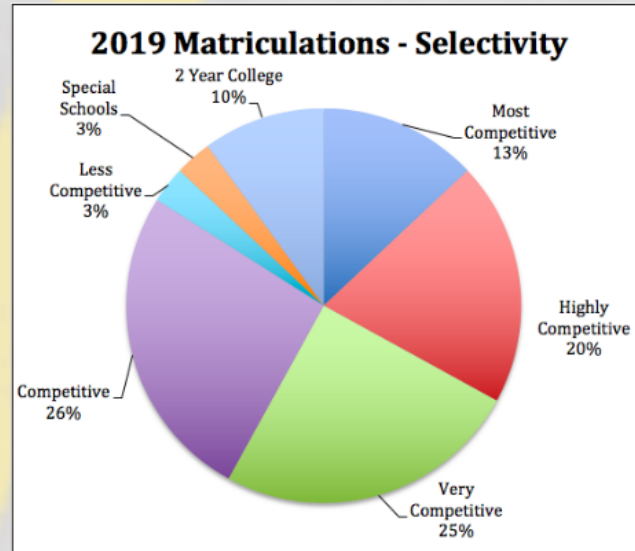
- Seniors in the Class of 2019 were accepted to 259 different colleges and universities in 30 different states, District of Columbia, Dublin, Scotland, and Spain.
- Seniors in the Class of 2019 enrolled in 128 different colleges and universities in 28 different states, District of Columbia, Dublin, Scotland, and Spain



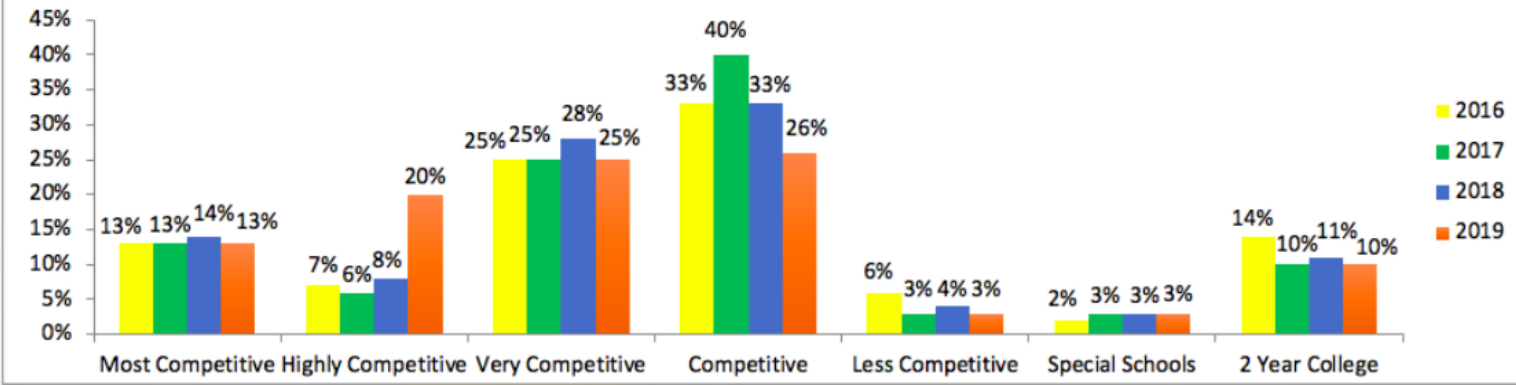
Selectivity

Barron's Selectivity Guideline

	GPA (based on 4.0)	SAT	ACT	Admit
Most Competitive	3.3 - 4.0	655 - 800	29+	Small percentage
Highly Competitive	3.0 - 3.3	620 - 654	27/28	Fewer than 25%
Very Competitive	2.7 +	573 - 619	26+	Fewer than 33%
Competitive	2.7+ (State Requirement 2.0)	500 - 572	24 +	Admit fewer than 50%
Less Competitive	Below 2.0	Below 500	Below 21	85% of applicant
Special Schools	Evidence on Talent or Special Interest			

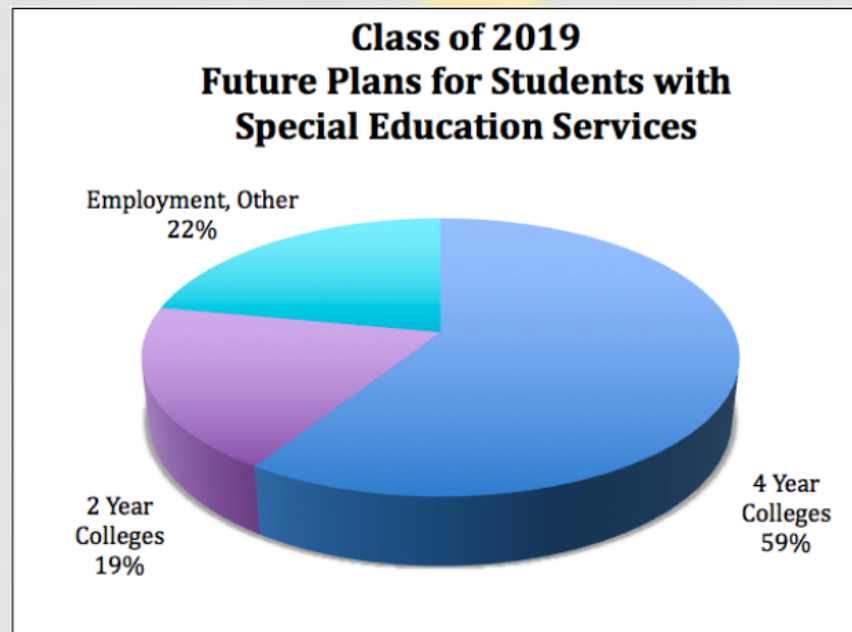


Selectivity: 4 Year Trend



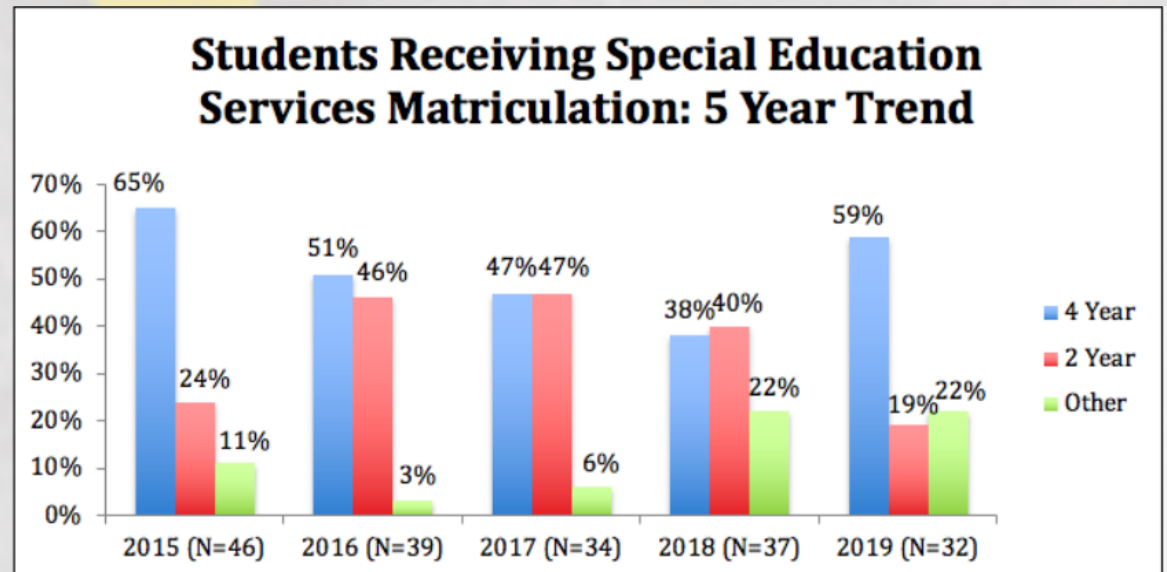
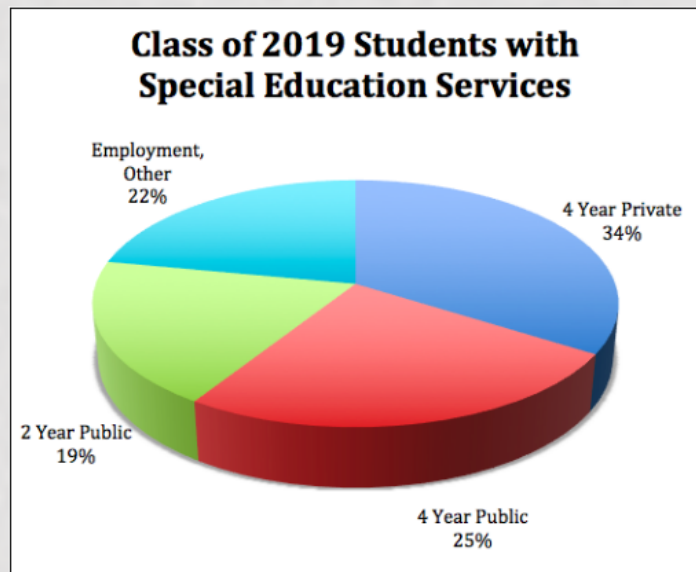
Future Plans of Students Receiving Special Education Services

- Thirty-two students (7%) in the Class of 2019 received special education services. Of these 33 students:
 - 59% attended 4-year colleges
 - 19% attended 2-year colleges & technical schools
 - 22% entered the employment field or military



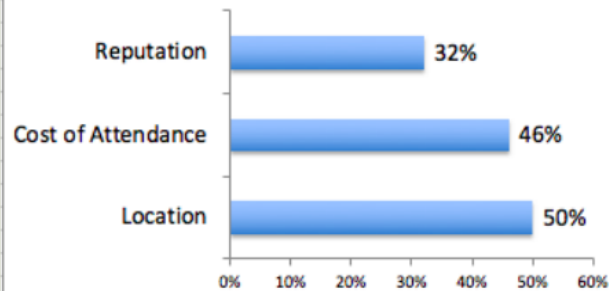
Public & Private Matriculations of Students Receiving Special Education Services

- 44% attended public colleges and universities
- 34% attended private colleges and universities

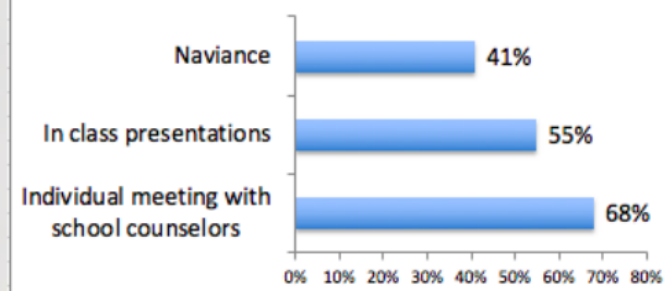


Class of 2019 Exit Survey Highlights

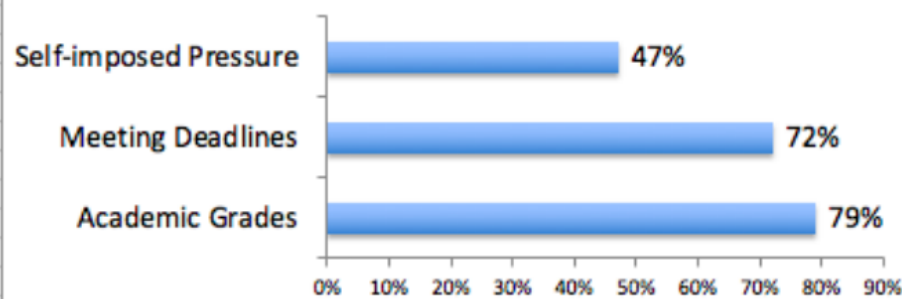
2019 Top 3: Reasons for College Selection



2019 Top 3: Best Source of Information

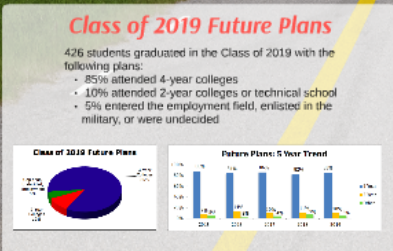


Top 3: Stressors in the College Application Process





Questions?



**Future Plans Report
Class 2019**

Shrewsbury High School

Report to School Committee
October 16, 2019

