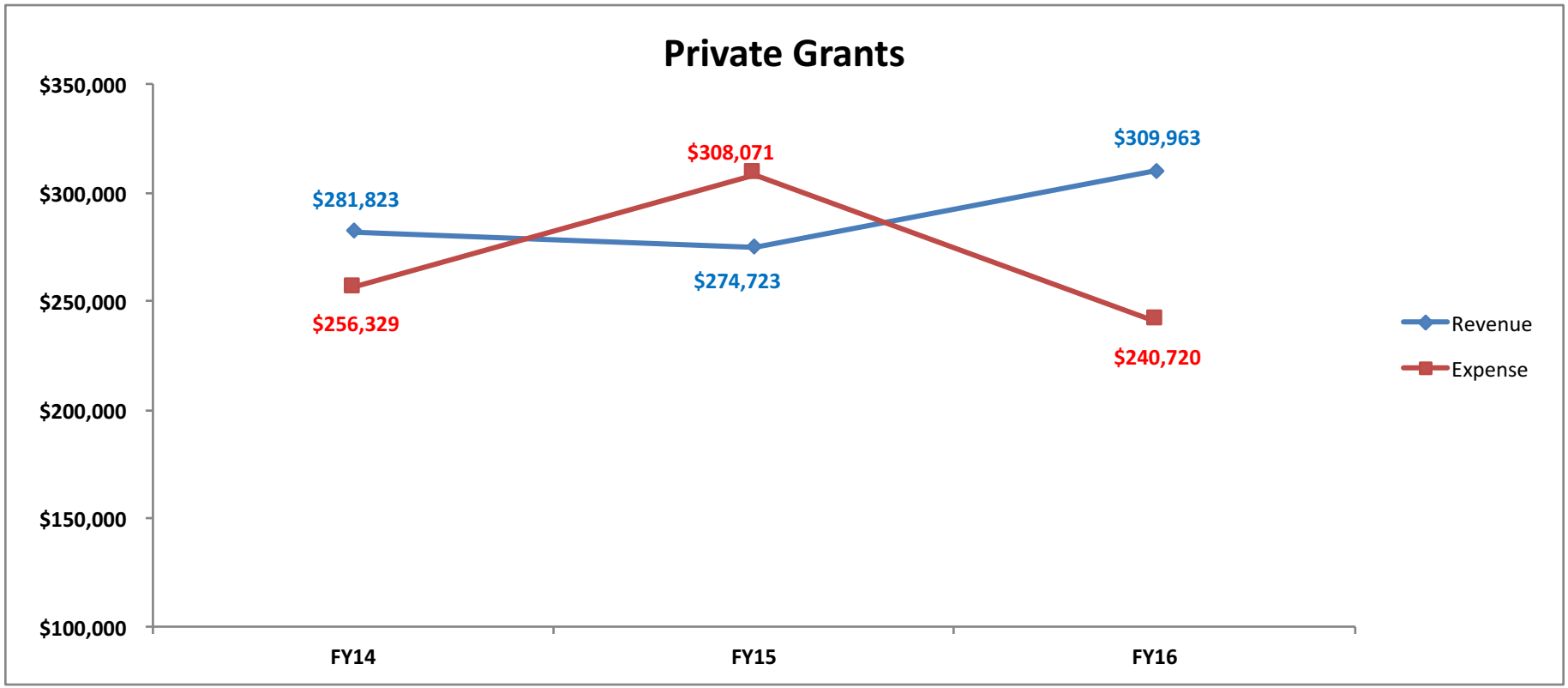
Private Grants
$350,000
$300,000
$250,000
$200,000
$150,000
$100,000
$281,823
$308,071
$309,963
$274,723
$256,329
$240,720
FY14
FY15
FY16
Revenue
Expense

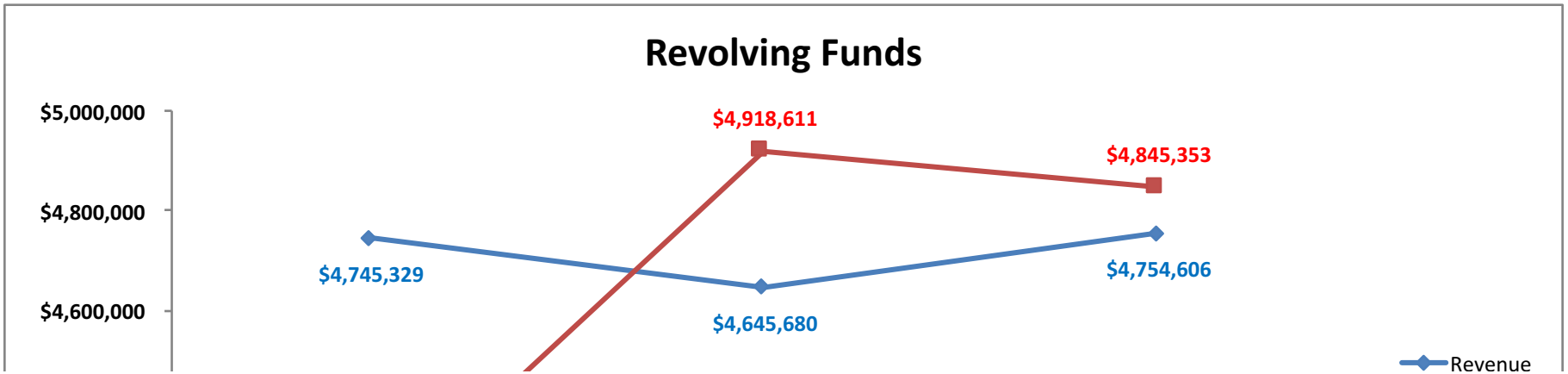
Revolving Funds
$5,000,000
$4,800,000
$4,600,000
$4,918,611
$4,845,353
$4,745,329
$4,754,606
$4,645,680
Revenue


$4,400,000
$4,200,000
$4,000,000
$3,800,000
$4,183,715
FY14
FY15
FY16
Expense

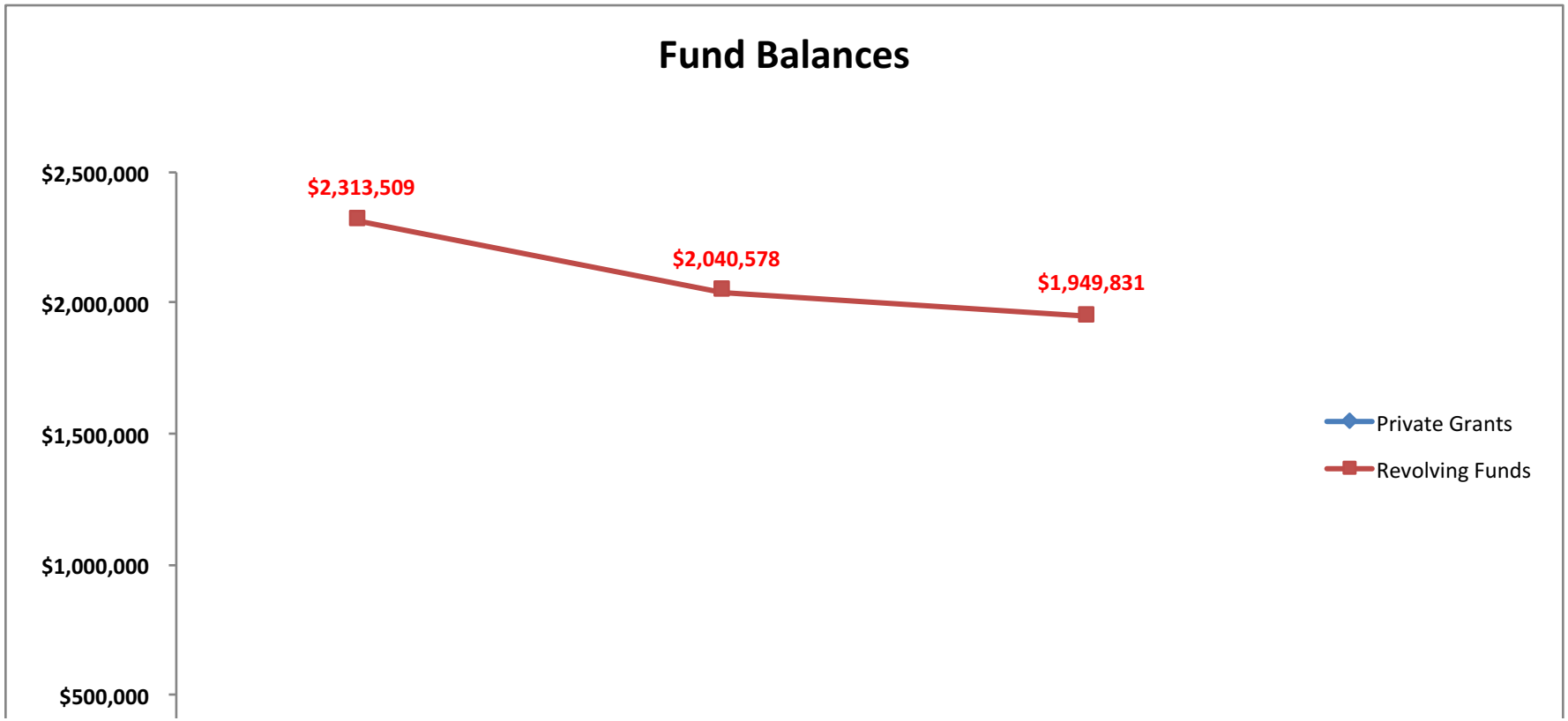
Fund Balances
$2,500,000
$2,000,000
$1,500,000
$1,000,000
$500,000
$2,313,509
$2,040,578
$1,949,831
Private Grants
Revolving Funds

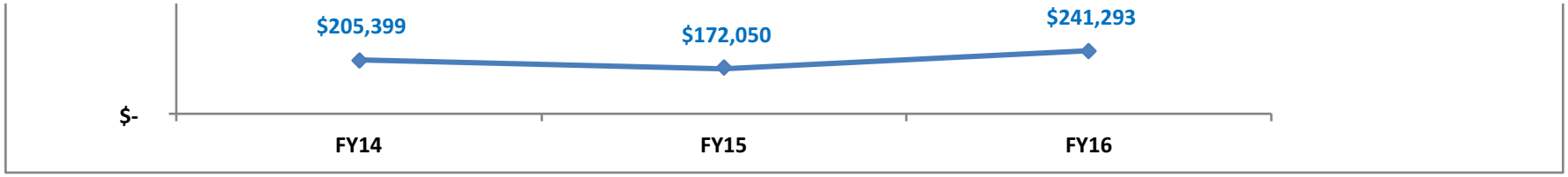
$205,399
$172,050
$241,293
$-
FY14
FY15
FY16

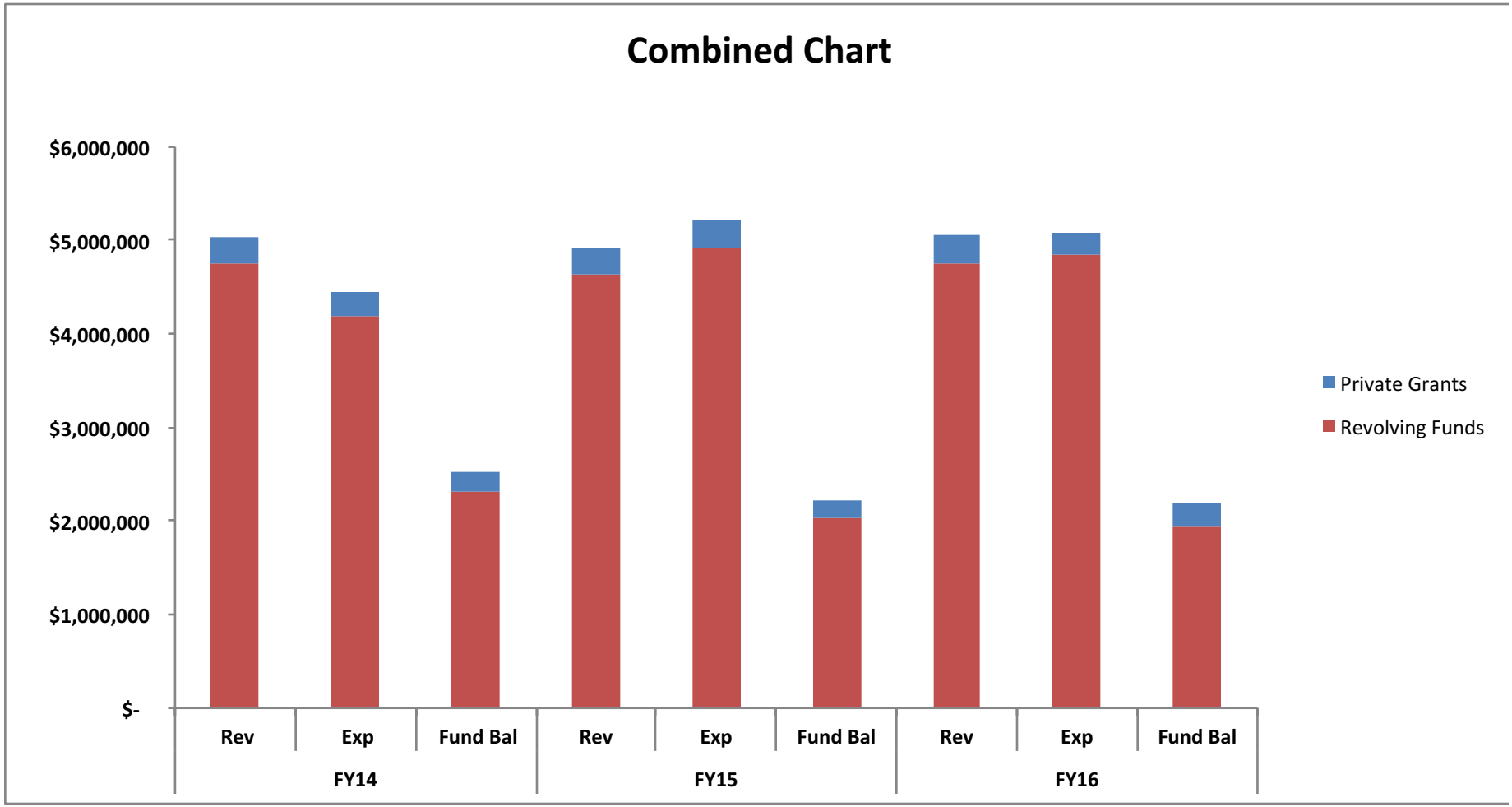
Combined Chart
$6,000,000
$5,000,000
$4,000,000
$3,000,000
$2,000,000
$1,000,000
$-
Rev
Exp
Fund Bal
Rev
Exp
Fund Bal
Rev
Exp
Fund Bal
FY14
FY15
FY16
Private Grants
Revolving Funds

Combined	FY14			FY15		
	Rev	Exp	Fund Bal	Rev	Exp	Fund Bal
Private Grants	$ 281,823	$ 256,329	$ 205,399	$ 274,723	$ 308,071	$ 172,050
Revolving Funds	$ 4,745,329	$ 4,183,715	$ 2,313,509	$ 4,645,680	$ 4,918,611	$ 2,040,578
Total Special Revenue Funds	$ 5,027,152	$ 4,440,045	$ 2,518,908	$ 4,920,402	$ 5,226,682	$ 2,212,628

Private Grants	FY14	FY15	FY16
Revenue	$ 281,823	$ 274,723	$ 309,963
Expense	$ 256,329	$ 308,071	$ 240,720

Revolving Funds	FY14	FY15	FY16
Revenue	$ 4,745,329	$ 4,645,680	$ 4,754,606
Expense	$ 4,183,715	$ 4,918,611	$ 4,845,353

Fund Balances	FY14	FY15	FY16
Private Grants	$ 205,399	$ 172,050	$ 241,293
Revolving Funds	$ 2,313,509	$ 2,040,578	$ 1,949,831

	FY16	
Rev	Exp	Fund Bal
$ 309,963	$ 240,720	$ 241,293
$ 4,754,606	$ 4,845,353	$ 1,949,831
$ 5,064,569	$ 5,086,073	$ 2,191,124