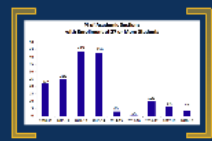
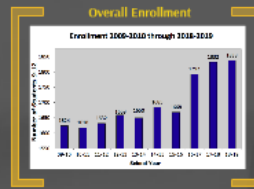


Shrewsbury High School — 2018 Class Size Report



- ### Future Considerations
1. Additional support needed in the School Counseling Department
 2. Continue to provide access and equity for students via co-taught sections
 3. Adjust programming to meet the demands of student requests:
 - High demand in Computer Science, Performing Arts electives, Engineering, Science electives, and Social Science electives
 4. Building Capacity Committee




School Committee Guidelines

Maximum number of students per class

| Subject | Maximum Number of Students |
|--------------------|----------------------------|
| English | 25 |
| Math | 25 |
| Science | 25 |
| History | 25 |
| Art | 25 |
| Music | 25 |
| Physical Education | 25 |
| Special Education | 25 |
| Co-Taught | 25 |

- ### Co-Taught ELL & Co-Taught Special Education Courses:
- English 9
 - Lab Biology
 - Lab Chemistry
 - Lab Physics
 - Algebra & Geometry I
 - Algebra & Geometry II
 - Advanced Math I



Shared Classrooms

| Room | Current Use | Proposed Use |
|----------|--------------------|--------------------|
| Room 101 | Math | Math |
| Room 102 | Science | Science |
| Room 103 | English | English |
| Room 104 | History | History |
| Room 105 | Art | Art |
| Room 106 | Music | Music |
| Room 107 | Physical Education | Physical Education |
| Room 108 | Special Education | Special Education |
| Room 109 | Co-Taught | Co-Taught |

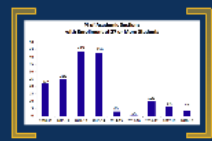
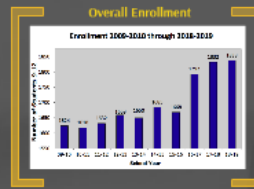
Working Capacity

| Room | Current Use | Proposed Use | Capacity |
|----------|--------------------|--------------------|----------|
| Room 101 | Math | Math | 25 |
| Room 102 | Science | Science | 25 |
| Room 103 | English | English | 25 |
| Room 104 | History | History | 25 |
| Room 105 | Art | Art | 25 |
| Room 106 | Music | Music | 25 |
| Room 107 | Physical Education | Physical Education | 25 |
| Room 108 | Special Education | Special Education | 25 |
| Room 109 | Co-Taught | Co-Taught | 25 |

Shrewsbury High School — 2018 Class Size Report




- Future Considerations**
1. Additional support needed in the School Counseling Department
 2. Continue to provide access and equity for students via co-taught sections
 3. Adjust programming to meet the demands of student requests:
 - High demand in Computer Science, Performing Arts electives, Engineering, Science electives, and Social Science electives
 4. Building Capacity Committee



School Committee Guidelines
No less than 20 students per class

| Department | Ratio |
|--------------------|-------|
| English | 20:1 |
| Math | 20:1 |
| Science | 20:1 |
| History | 20:1 |
| Art | 20:1 |
| Music | 20:1 |
| Physical Education | 20:1 |
| Health | 20:1 |
| Special Education | 20:1 |
| Other | 20:1 |

- Co-Taught ELL & Co-Taught Special Education Courses:**
- English 9
 - Lab Biology
 - Lab Chemistry
 - Lab Physics
 - Algebra & Geometry I
 - Algebra & Geometry II
 - Advanced Math I



Shared Classrooms

| Department | 2016-2017 | 2017-2018 | 2018-2019 |
|--------------------|-----------|-----------|-----------|
| English | 1 | 1 | 1 |
| Math | 1 | 1 | 1 |
| Science | 1 | 1 | 1 |
| History | 1 | 1 | 1 |
| Art | 1 | 1 | 1 |
| Music | 1 | 1 | 1 |
| Physical Education | 1 | 1 | 1 |
| Health | 1 | 1 | 1 |
| Special Education | 1 | 1 | 1 |
| Other | 1 | 1 | 1 |

Working Capacity
of any additional staff needed to address

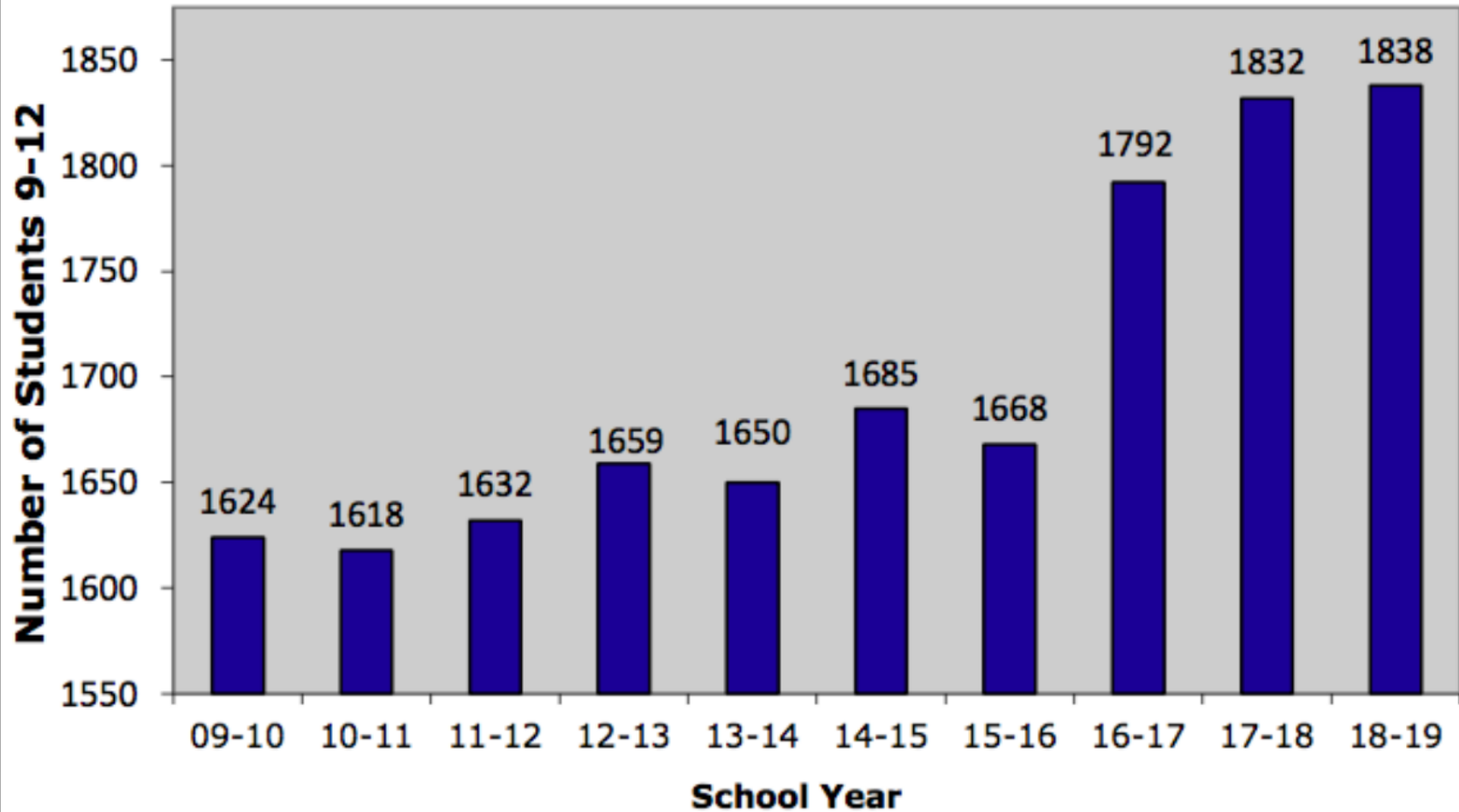
| Year | 2016-2017 | 2017-2018 | 2018-2019 | 2019-2020 | 2020-2021 | 2021-2022 | 2022-2023 |
|--------------------|-----------|-----------|-----------|-----------|-----------|-----------|-----------|
| English | 1 | 1 | 1 | 1 | 1 | 1 | 1 |
| Math | 1 | 1 | 1 | 1 | 1 | 1 | 1 |
| Science | 1 | 1 | 1 | 1 | 1 | 1 | 1 |
| History | 1 | 1 | 1 | 1 | 1 | 1 | 1 |
| Art | 1 | 1 | 1 | 1 | 1 | 1 | 1 |
| Music | 1 | 1 | 1 | 1 | 1 | 1 | 1 |
| Physical Education | 1 | 1 | 1 | 1 | 1 | 1 | 1 |
| Health | 1 | 1 | 1 | 1 | 1 | 1 | 1 |
| Special Education | 1 | 1 | 1 | 1 | 1 | 1 | 1 |
| Other | 1 | 1 | 1 | 1 | 1 | 1 | 1 |

Focus on the Following:

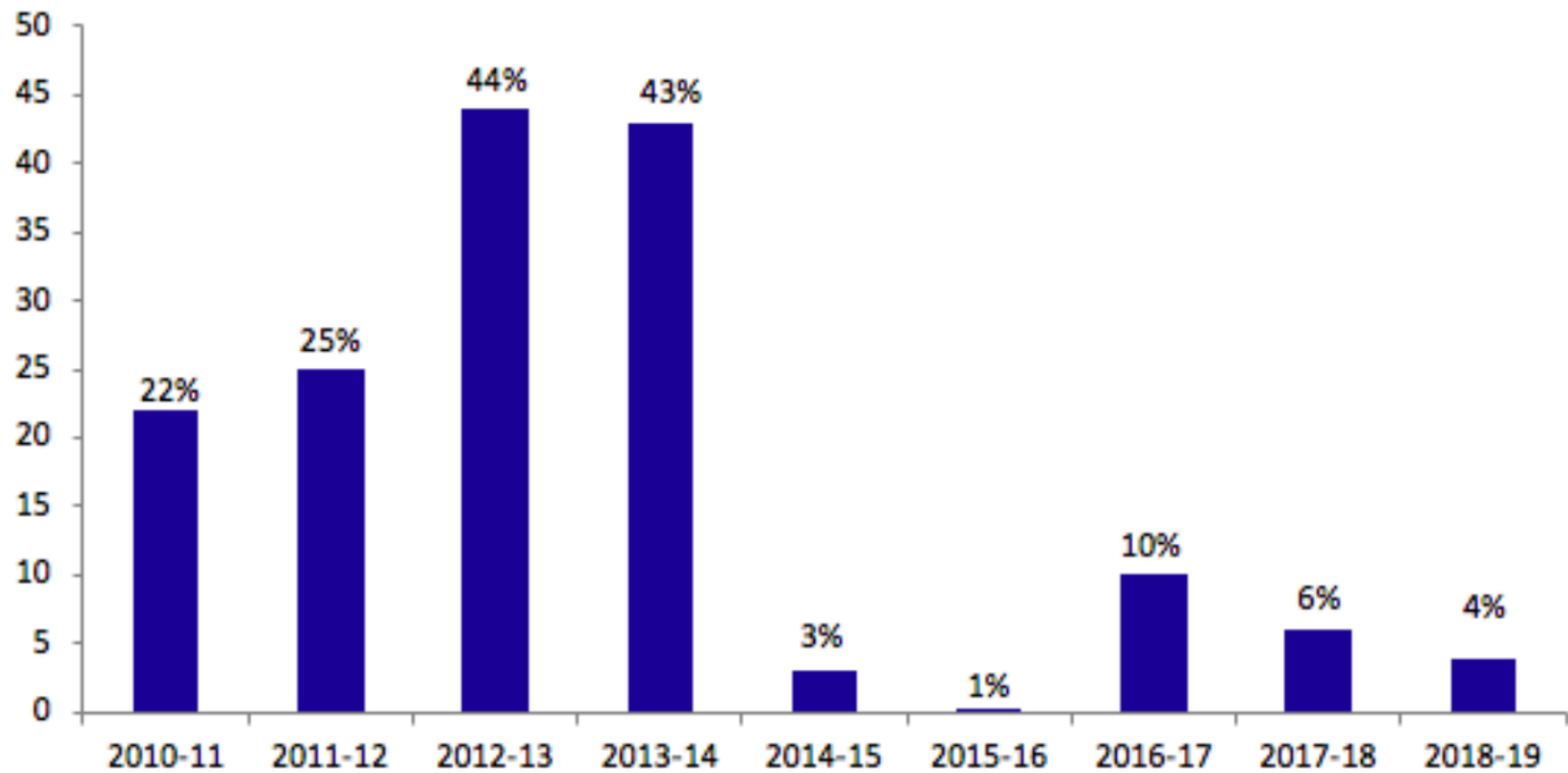
- **Class Size**
- **Building Capacity**
- **Future Considerations**

Overall Enrollment

Enrollment 2009-2010 through 2018-2019



% of Academic Sections with Enrollment of 27 or More Students



School Committee Guidelines 18-20 students per class

| Average Class Size by Department | |
|---|--------------|
| Department | 18-19 |
| Instructional Technology | 10.2 |
| Visual Arts | 14.8 |
| Engineering | 17.8 |
| Family & Consumer Science | 17.8 |
| Foreign Language | 19.0 |
| English | 20.6 |
| Science | 20.9 |
| Mathematics | 21.6 |
| Social Sciences | 22.6 |
| Health | 26.6 |

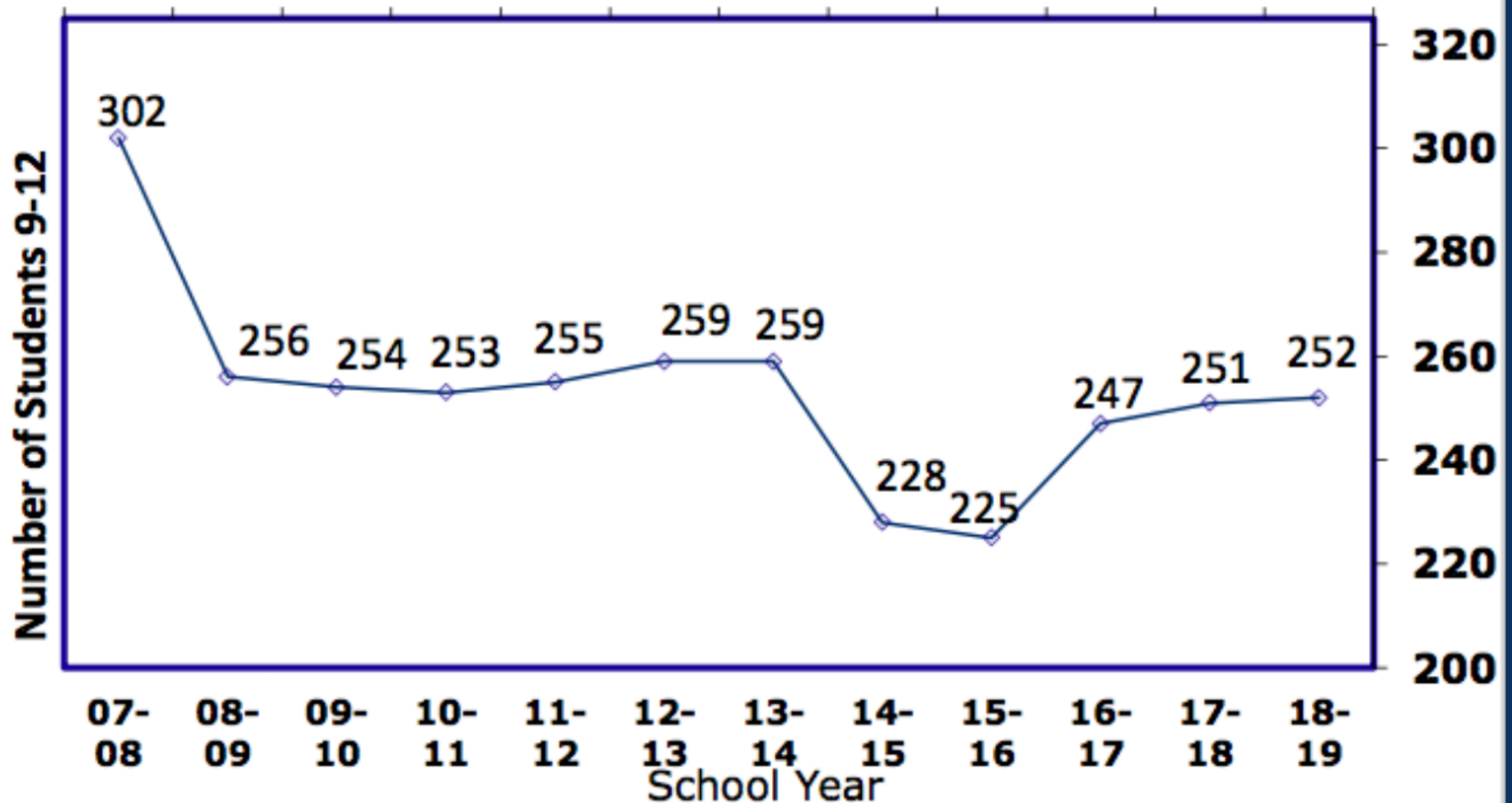


Co-Taught ELL & Co-Taught Special Education Courses:

- English 9
- Lab Biology
- Lab Chemistry
- Lab Physics
- Algebra & Geometry I
- Algebra & Geometry II
- Advanced Math I

School Counselor Caseloads

Counselor Caseloads 2007-08 through 2018-19



Building Capacity

| # of available rooms / # of total rooms in that hallway | | | | | | | |
|---|---------------------------|----------------------------|------------------|--------------------------------------|------------------------------|---|-------------------|
| | A300s English & ELE | B300s Social Science | A200s Math | A100s & B100s Science & FCS | B200s Foreign Language | M100s Health, Special Ed. & ITAMS | Totals |
| P1 | 0 / 16 | 0 / 15 | 0 / 15 | 0 / 17 | 0 / 13 | 0 / 8 | 0 / 84 |
| P2 | 2 / 16 | 2 / 15 | 0 / 15 | 1 / 17 | 1 / 13 | 0 / 8 | 6 / 84 |
| P3 | 1 / 16 | 0 / 15 | 0 / 15 | 0 / 17 | 0 / 13 | 0 / 8 | 1 / 84 |
| P4 | 0 / 16 | 1 / 15 | 1 / 15 | 0 / 17 | 0 / 13 | 0 / 8 | 2 / 84 |
| P5 | 0 / 16 | 0 / 15 | 0 / 15 | 1 / 17 | 1 / 13 | 0 / 8 | 2 / 84 |
| P6 | 0 / 16 | 0 / 15 | 1 / 15 | 0 / 17 | 1 / 13 | 0 / 8 | 2 / 84 |
| P7 | 0 / 16 | 0 / 15 | 0 / 15 | 0 / 17 | 0 / 13 | 0 / 8 | 0 / 84 |
| | 4 / 112 (97%) | 3 / 105 (97%) | 2 / 105 (98%) | 2 / 119 (98%) | 3 / 91 (97%) | 0 / 56 (100%) | 13 / 588 (98%) |

Shared Classrooms

| | % of teachers in the department in at least 2 different classroom | % of teachers in the department in 3 different classroom |
|-------------------------|--|---|
| Foreign Language | 42% | 8% |
| Social Science | 50% | 13% |
| Science & Engineering | 64% | 16% |
| English | 71% | 13% |
| Visual Arts, ELE, ITAMS | 75% | 13% |
| Special Education | 75% | 50% |
| Math | 89% | 17% |
| Overall | 66% | 19% |

Future Considerations

1. Additional support needed in the School Counseling Department
2. Continue to provide access and equity for students via co-taught sections
3. Adjust programming to meet the demands of student requests:
 - high demand in Computer Science, Performing Arts electives, Engineering, Science electives, and Social Science electives
4. Building Capacity Committee

